
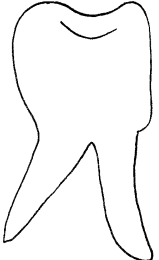
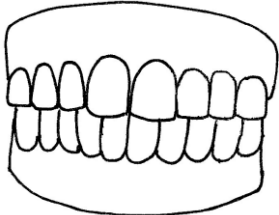
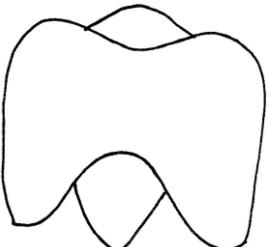




werkboekje tandarts





naam: _____






Zet een cirkel om de letters en schrijf het woord op.

<p>tand</p> 	<p>t y a n p d u i o</p>	<p>. . . .</p>
<p>gebit</p> 	<p>w i e p b r g o t</p>	<p>.</p>
<p>kies</p> 	<p>p m i v e n s g k</p>	<p>. . . .</p>
<p>mond</p> 	<p>b q z m u n c p d</p>	<p>. . . .</p>
<p>flos</p> 	<p>s w f m j y l o r</p>	<p>. . . .</p>


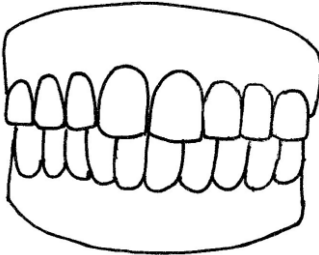
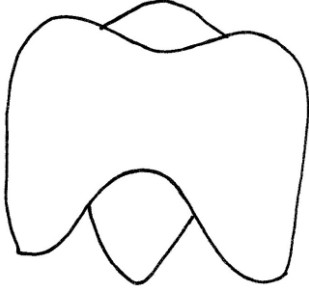
Verbind de plaatjes die bij elkaar horen.


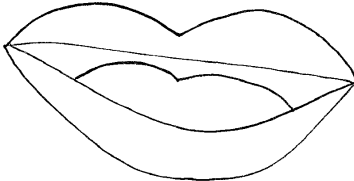




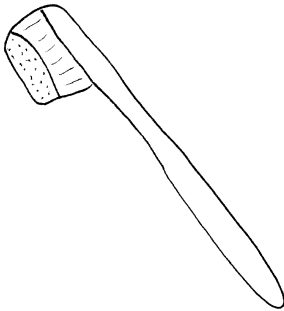

Vul aan...

6	
10	
7	
8	
5	



Kleur voor elke lettergreep een stip.

		
tandarts	gebit	kies
○ ○ ○ ○ ○	○ ○ ○ ○ ○	○ ○ ○ ○ ○

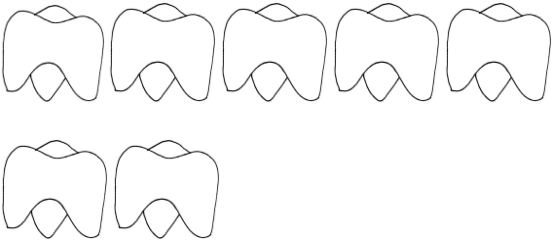



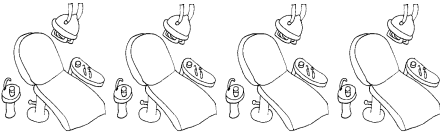
		
wachtkamer	mond	assistent
○ ○ ○ ○ ○	○ ○ ○ ○ ○	○ ○ ○ ○ ○

		
flossen	tandenborstel	tandpasta
○ ○ ○ ○ ○	○ ○ ○ ○ ○	○ ○ ○ ○ ○

Welk stukje hoort waar?



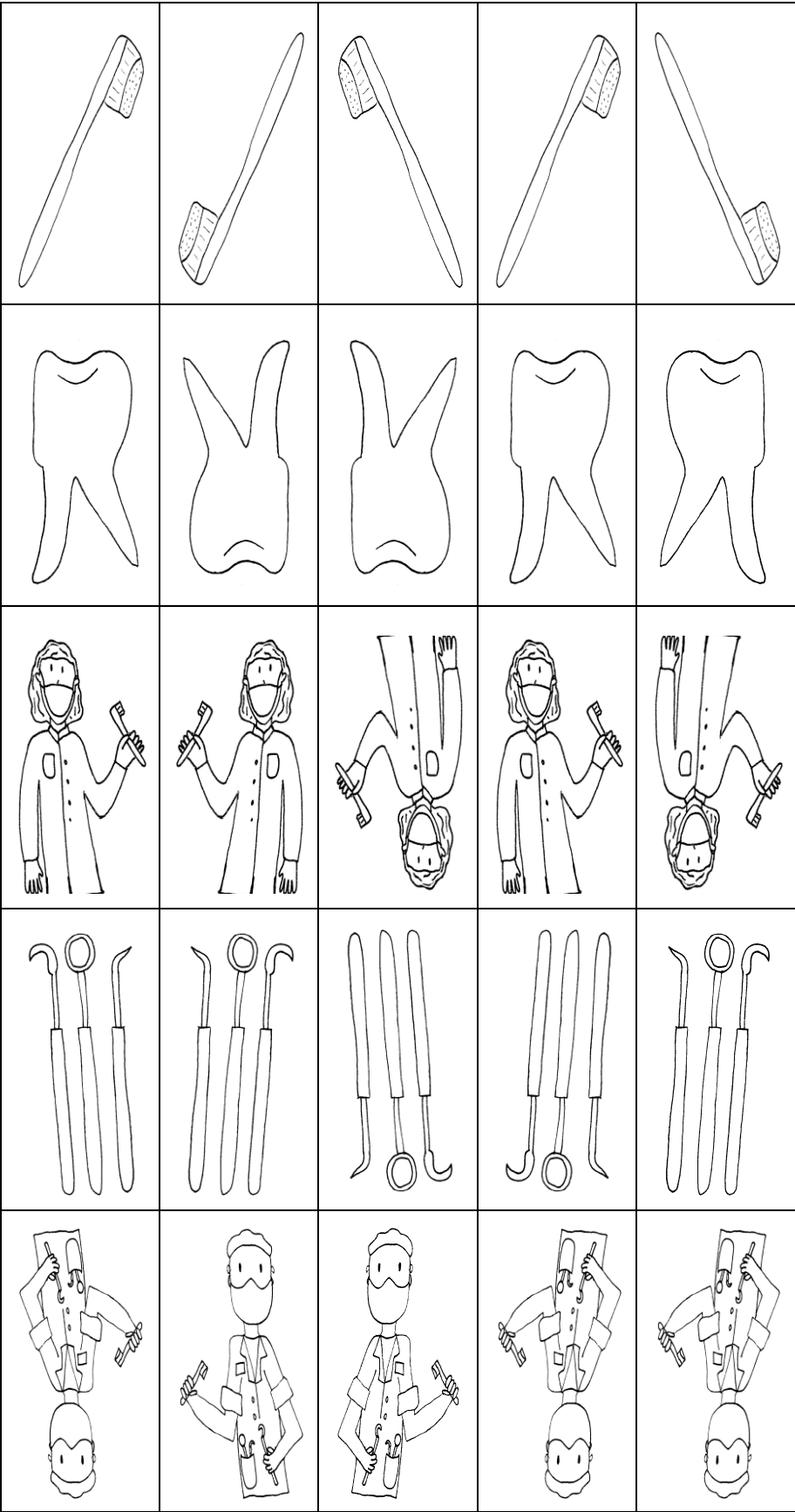
Teken 1 minder.

Kleur de eerste letter van het woord groen en de laatste letter paars.

	tand	s u h t d e w g
	tandpasta	d v h t e g a p
	onderzoek	o w k r n r p b
	poetsen	t j n a e t u p
	kies	i a p k s w z x
	mond	w f j u m b p d
	assistent	a p k s t d n p

Kleur precies hetzelfde plaatje.



Plak de plaatjes van klein naar groot.