

New Interface Blue Label: MAVO - HAVO - VWO

Workbook 2A – Unit 3



unit project

Introduction

Rommel, rommel en nog eens rommel. Dat is waar het in deze unit over ging. Hoe erg is het gesteld met de rommel bij jou in de buurt? Met een aantal klasgenoten ga je op onderzoek uit en je brengt verslag uit van je bevindingen door middel van een Powerpoint-presentatie.



Preparation

- Met een klasgenoot ga je, in of buiten de school, op zoek naar afval.
- Als je afval gevonden hebt op een plaats waar het niet thuishoort, neem je er een paar foto's van met een mobiel of een digitale camera. De foto's zet je (op school of thuis) op een computer.



The actual job

De rest van de opdracht doe je met een groep van vier.

- Ieder lid van de groep maakt een pagina voor de Powerpoint-presentatie. Op de pagina zet je een paar van de gemaakte foto's met daarbij (puntsgewijs) een beschrijving in het Engels.

Je schrijft:

- wat je hebt gevonden en waar je het hebt gevonden.
- wie volgens jou vooral verantwoordelijk is. De persoon die het afval heeft achtergelaten, bijvoorbeeld? De gemeente, omdat er nergens afvalbakken te vinden zijn, of omdat de afvalbakken niet vaak genoeg worden geleegd? De fastfoodketens omdat ze veel te veel verpakkingsmateriaal gebruiken?

Zorg ervoor dat deze vier pagina's onderling voldoende verschillen.

- Ten slotte maak je een inleidende pagina en een pagina waarin je het resultaat van je onderzoek verwerkt.

The end product

Als alle pagina's klaar zijn, verwerk je ze in een Powerpoint-presentatie.

- Je presentatie begint met een pagina waarop een korte inleiding staat: jullie hebben onderzocht hoe erg het afvalprobleem is bij jullie in de buurt (of op school) en je hebt het resultaat van je onderzoek verwerkt in deze presentatie.
- Daarna volgen de pagina's die door elk van de leden van de groep zijn gemaakt.
- Je eindigt met een conclusie: hoe erg is de situatie? Wie is er vooral verantwoordelijk? Welke maatregelen zouden er volgens jullie moeten worden genomen om het probleem op te lossen?

Have fun!

Wat doen?

Wanneer?

Gedaan

Menu

lesson 11

1
2
3
4
5
6
7
8
9
10

☐
☐
☐
☐
☐
☐
☐
☐
☐
☐

☐
☐
☐
☐
☐
☐
☐
☐
☐
☐

Aan het eind van de unit kan ik:

- ☐ iets vertellen over mijn familie of vrienden (A2)
- ☐ praten over feestdagen en tradities (A2)
- ☐ de gebruiken in verschillende landen met elkaar vergelijken (B1)
- ☐ mijn mening geven (B1)

lesson 12

11
12
13
14
15
16
17
18
19
20

☐
☐
☐
☐
☐
☐
☐
☐
☐
☐

☐
☐
☐
☐
☐
☐
☐
☐
☐
☐

In deze unit leer ik iets over:

- kerst in Engeland en Australië
- religieuze festivals

lesson 13

21
22
23
24
25
26
27
28
29

☐
☐
☐
☐
☐
☐
☐
☐
☐

☐
☐
☐
☐
☐
☐
☐
☐
☐



luisteroefening



extra oefenen op de website

→ self-test

catch up

30
31
32
33
34

☐
☐
☐
☐
☐

☐
☐
☐
☐
☐

self-test ↓

← Niet zo goed gedaan? Ga naar catch up



← Goed gedaan? Ga naar get ahead

get ahead

35
36
37
38
39
40

☐
☐
☐
☐
☐
☐

☐
☐
☐
☐
☐
☐

→ taaltoets

→ skills

lesson 14 → reading

41
42
43
44
45

☐
☐
☐
☐
☐

☐
☐
☐
☐
☐

taaltoets ↓

Wanneer?

Wat leren?

lesson 15 → listening

46
47
48
49

☐
☐
☐
☐

☐
☐
☐
☐

extra reading

50

☐

☐

unit project / web assignment

lesson 11 Comparing notes

1 The story



Read the questions, listen to the recording and answer them.



- 1 Where are Mike and Josie?
- 2 Who do they meet there?
- 3 What time of year is it?

2 A closer look

First read the questions. Then read the dialogue on pages 38 and 39 in your Coursebook and answer the questions.

- 1 What is Mike looking for?

- 2 Why can't he find it at first?

- 3 What's Sophie buying?

- 4 Where is she going to send it?

- 5 Who's got an uncle in Italy?

- 6 Why does Josie go to church twice?

- 7 Mike thinks it's not so bad when your parents are separated. Why?

- 8 Sophie has got two ideas for articles. What are they?

- 9 The word 'fit' has got two different meanings in the text. What are they?

3 Small talk



Listen to the recording and have this conversation with a classmate.
Change the words in **bold** print.

– Je bent aan het winkelen met een vriend of vriendin.

A

1 Hi! Are you buying Christmas cards already?

2 **Australia**?

3 There's a **new computer game** I want. Ah! Here it is. It was **on the wrong shelf**.



B

1 Oh hello. No, I was only choosing one or two to post to **Australia**.

2 Yeah, **some cousins** of mine **live** there. And you?

3 Can we go now?

Here are some words you can use in the conversation. You can also use your own words, of course.

B1

America
New Zealand
South Africa

A3

a new CD • on the floor
a cool jacket • behind these shirts here
an MP3-player • next to these iPods

.....
.....

.....
.....

4 What they are doing now

Complete the sentences, use the *present continuous*.

It's Wednesday afternoon at the shopping mall. There are a lot of people as usual ...

- 1 Sophie ... (*kieszen*) some Christmas cards for her cousins in Australia.
- 2 Mike ... (*zoeken*) a game to play on his new computer.
- 3 Those old ladies over there ... (*drinken*) tea.
- 4 Mr Jackson ... (*winkelen*) with his wife and children.
- 5 I ... (*proberen*) to find my mates. We want to do some shopping.
- 6 You ... (*kopen*) Christmas presents for your relatives.
- 7 Sophie and Josie ... (*praten*) about Sophie's trip to Oz.
- 8 And the shop assistants ... (*luisteren*) to carols all the time.

- 1
- 2
- 3
- 4
- 5
- 6
- 7
- 8


present continuous: am / are / is + werkwoord + -ing

nu bezig / aan de gang

Hang on, I'm **looking** for something.

Are you buying Christmas cards already?

Kijk ook in Helpdesk 3.1 op p. 135.



5 What they were doing then

Complete the sentences, use the *past continuous*.

On Wednesday afternoon, I went to the shopping mall. There were a lot of people there. They were all very busy ...

- 1 I ... (*zoeken*) for my mates. We wanted to do some shopping.
- 2 Some old ladies ... (*drinken*) tea in one of the restaurants.
- 3 You were there too, you ... (*proberen*) to find some nice Christmas presents.
- 4 I also saw Mr Jackson. He ... (*winkelen*) with his wife and children.
- 5 Sophie and Josie ... (*praten*) about Sophie's trip to Oz.
- 6 Sophie ... (*kieszen*) some Christmas cards for her cousins in Australia.
- 7 Mike was in an electronics store. He ... (*kopen*) a computer game.
- 8 And all those poor shop assistants ... (*luisteren*) to carols all the time.

1 _____
2 _____
3 _____
4 _____

5 _____
6 _____
7 _____
8 _____

past continuous: was / were + werkwoord + -ing

toen bezig / aan de gang

I found what I **was** looking for.

This time last year we **were** planning our trip there!

Kijk ook in Helpdesk 3.3 op p. 135.

6 Christmas shopping

Fill in the right words. Use: *some – any – something – anything – somebody – anybody – somewhere – anywhere*.



some <> any

bevestigende zin: **some** Hang on, I'm looking for **something**.

vragende zin: **any** Are you going **anywhere** today?

ontkennende zin: **any** We don't go **anywhere**.

Kijk ook in Helpdesk 3.6 op p. 136.

Why is it so hard to buy Christmas presents? Most of the time I can't think of ..1.. to buy but when I do have an idea for ..2.. to buy, I just can't find it ..3..! I haven't got ..4.. idea what to buy for Donny. Last year I bought him ..5.. from the sweet shop at school but this time I just don't know. I still need a present for Cat as well. But what should I buy? I mean, I don't know ..6.. about her! And I had this great idea for a present for Amy. I wanted to buy her a poster for her room. But when I went to the shops I couldn't find a nice one ..7... Do you know ..8.. who actually likes Christmas shopping, Josie? And the music! In ..9.. shops you hear carols all day. I still haven't got ..10.. for mum and dad either. Dad is always a problem. He doesn't really need ..11... I think I'm going to buy him ..12.. stupid socks this year or ..13.. for his car. And mum? I'm not going to buy her ..14.. chocolates this time. I did that last year. So maybe I'm going to buy ..15.. glossy magazines. She says she doesn't like them but I know she does. And I can always read them myself, can't I? Or have you got ..16.. other ideas, Josie?

1 _____
2 _____
3 _____
4 _____
5 _____
6 _____

7 _____
8 _____
9 _____
10 _____
11 _____
12 _____

13 _____
14 _____
15 _____
16 _____

7 Words

Choose from: *chose – twice – game – still – since – silly – Christmas – pile – sorry – normal.*

- 1 Josie gets two turkey dinners ... her parents got divorced.
- 2 Every year most people celebrate ..., even if they don't go to church.
- 3 On Christmas Eve there is always a huge ... of presents under the tree.
- 4 I sometimes feel ... for kids who don't get any presents.
- 5 This year at Christmas I ... a beautiful card to send to my boyfriend.
- 6 I always celebrate my birthday ...: once with my relatives and once with my friends.
- 7 I know who he is but ... I'm not going to invite him over at Christmas.
- 8 We are going to have a ... Christmas dinner. Nothing special.

1 _____
2 _____
3 _____
4 _____

5 _____
6 _____
7 _____
8 _____

8 More words

Here are eight definitions or synonyms of words from lesson 11. Find the words.

- 1 normal
- 2 thing on which you can put books etc.
- 3 certain
- 4 person who works in a shop
- 5 hard
- 6 in the end
- 7 send
- 8 family member

9 Xpress yourself!

A How do you say this? Write down in English.

Je vertelt iets over je familie.

- 1 Je zegt dat een paar van je neven in Australië wonen.

- 2 Dat je familieleden hebt over de hele wereld.

- 3 Dat je ouders jaren geleden uit elkaar zijn gegaan.

- 4 Dat je een oom hebt die in Italië woont.

- 5 Verzin nog iets over je eigen familie.

Je praat over de kerstdagen ...

6 Je vertelt dat je met kerst nergens naartoe gaat.

7 Je vriend vertelt dat hij eerste kerstdag bij zijn vader is ...

8 ... en dat hij tweede kerstdag terug gaat naar zijn moeder.

9 Bedenk zelf een zin over kerst bij jou thuis.



B Talk with your classmate about your family.

Vraag elkaar:

- uit hoeveel leden jullie gezin bestaat
- hoe oud jullie familieleden zijn
- hoe ze heten
- wat ze doen
- of je familie hebt in het buitenland.

Try to use the sentences from Xpress yourself! as much as you can.

10 Chat room



Have a conversation with a classmate. Finished? Switch roles.

You're at the local shopping mall buying Christmas cards. You meet a friend who is also buying Christmas cards. The two of you start talking.



Het gesprek verloopt als volgt:

- je begroet elkaar
- je vraagt voor wie de ander een kerstkaart aan het kopen is
- je vraagt wie die persoon is
- je vraagt waar de ander hem/haar heeft ontmoet
- je vraagt wat de ander gaat doen met de kerst
- je beëindigt het gesprek.

Both speakers ask and answer questions in turn (*om de beurt*). You ask your classmate a question and he answers you. Then he asks you the same question and you answer him.

lesson 12 Christmas down under

11 The story



Read the questions, listen to the recording and answer them.



- 1 Where are Josie and Mike?
- 2 Mention two of the things they talk about.

12 A closer look

Read the dialogue on pages 40 and 41 in your Coursebook. Then read the sentences and decide if they are true or false.

	true	false
1 Wolfie always barks when the doorbell rings.	<input type="checkbox"/>	<input type="checkbox"/>
2 Mike came along because he's interested in Australia.	<input type="checkbox"/>	<input type="checkbox"/>
3 Sophie met her surfer friend on the beach.	<input type="checkbox"/>	<input type="checkbox"/>
4 She met him on Christmas Day.	<input type="checkbox"/>	<input type="checkbox"/>
5 In Australia people don't have Christmas trees.	<input type="checkbox"/>	<input type="checkbox"/>
6 Australians usually have turkey dinners at Christmas.	<input type="checkbox"/>	<input type="checkbox"/>
7 Josie gets an idea for an article.	<input type="checkbox"/>	<input type="checkbox"/>
8 Sophie has got a CD with pictures of her surfer friend.	<input type="checkbox"/>	<input type="checkbox"/>
9 Mike wants to interview Sophie's friend.	<input type="checkbox"/>	<input type="checkbox"/>
10 Sophie gives them Jay's e-mail address.	<input type="checkbox"/>	<input type="checkbox"/>

Now, do you think the surfer is Sophie's special friend or not? Why do you think so?

13 Small talk



Listen to the recording and have this conversation with a classmate.
Change the words in **bold** print.



– Je vergelijkt het weer in twee landen.

A

- 1 Can you tell us what it's like to have summer in winter?
- 2 **Swimming** in December.
How cool is that!
- 3 **A barbecue**? Sounds great!



B

- 1 It's very strange at first.
While it was cold here in **Britain**,
I was **swimming**.
- 2 And when you were having
roast turkey and vegetables,
I had a **barbecue**.

Here are some words you can use in the conversation. You can also use your own words, of course.

B1

Ireland • surfing
 Scotland • sunbathing
 Wales • lying on the beach
 the UK • getting a nice tan
 the Netherlands • swimming

B2

chicken and chips • a cold beer
 your Christmas dinner • a picnic
 roast beef • an ice-cream to stay cool
 your plum pudding • dinner in the garden
 a hot roast dinner • a barbecue with seafood

14 Down under

Complete the sentences. Use the *past simple*.

past simple (verleden tijd): als iets in het verleden gebeurd is

regelmatig:

He **replied** to my e-mail.

onregelmatig:

I **met** him last year.

werkwoord + -ed

Did he reply to your e-mail?

eigen vorm

Did you meet him last year?

He **didn't reply** to my e-mail.

I **didn't meet** him last year.

Kijk ook in Helpdesk 3.2 op p. 135.

Josie: Where **..1..** you ... (*go*) on holiday last year?

Sophie: Last year I **..2..** (*go*) to Australia. I **..3..** (*take*) a plane from London and my Australian cousins **..4..** (*pick*) me up from the airport the next day.

Josie: **..5..** you ... (*stay*) in a hotel all those weeks?

Sophie: No, I **..6..** (*stay*) with my relatives most of the time. It **..7..** (*be*) December, remember? So I actually **..8..** (*celebrate*) Christmas with my relatives in Oz. That means I **..9..** (*not have*) a traditional turkey dinner for Christmas but I **..10..** (*have*) a barbecue on Bondi Beach with steaks and seafood. It was so cool!

Josie: **..11..** you ... (*make*) any new friends?

Sophie: Yes, I **..12..** (*meet*) this cool lifeguard on Bondi Beach. He's called Jay. And he's soooo good-looking! We **..13..** (*not swim*) very often but we **..14..** (*talk*) a lot. He **..15..** (*take*) about 100 photographs of me. In one of his e-mails he **..16..** (*write*) that he wants to see me again. Maybe he can come to the UK for Christmas. I'd really love that.

Josie: That would be great!

- | | |
|---------|----------|
| 1 _____ | 9 _____ |
| 2 _____ | 10 _____ |
| 3 _____ | 11 _____ |
| 4 _____ | 12 _____ |
| 5 _____ | 13 _____ |
| 6 _____ | 14 _____ |
| 7 _____ | 15 _____ |
| 8 _____ | 16 _____ |

15 What were they doing?

Complete the sentences. Use *past simple* or *past continuous*.

past simple: toen gebeurd

I just **met** him on Bondi beach last year.

past continuous: toen bezig / aan de gang

While it was so cold here in Britain, I **was swimming**.

When your mums **were setting fire to** the pudding, I had ice-cream.

Kijk ook in Helpdesk 3.2 en 3.3 op p. 135.

- 1 When it was very cold in Britain, Sophie and Jay ... (*sunbathe*) on Bondi Beach.
- 2 Jay and Sophie ... (*surf*) already when most people in Britain were still in bed.
- 3 When Sharon came home, mum ... (*set fire*) to the plum pudding.
- 4 When Mike and Josie met Sophie, she ... (*look*) for a Christmas card.
- 5 This time last year I ... (*have*) a barbecue with my Australian cousins.
- 6 I ... (*work*) on that History project when Donny ... (*call*) me.
- 7 When I ... (*see*) Spud, he ... (*try*) to borrow Amy's Maths homework.
- 8 When Sophie ... (*surf*), Jay ... (*take*) hundreds of pictures of her.

- | | |
|---------|---------|
| 1 | 5 |
| 2 | 6 |
| 3 | 7 |
| 4 | 8 |

16 Whose is it?

Complete the sentences.

my <> mine

He's **my** cousin.

He's not your cousin but **mine**.

A cousin **of mine** lives in Australia.

Kijk ook in Helpdesk 3.5 op p. 136.

- 1 That steak isn't ... (*van jou*), it's ... (*van mij*).
- 2 Is that ... (*jouw*) book? – No, it isn't ... (*van mij*), it's ... (*van haar*).
- 3 ... (*Zijn*) Christmas card arrived earlier than ... (*de jouwe*).
- 4 Sophie's Christmas dinner was better than ... (*het onze*).
- 5 Some cousins ... (*van hen*) live in Australia. They sometimes visit them.
- 6 A friend ... (*van hem*) writes for a big national newspaper.
- 7 I think that uncle ... (*van haar*) is really nice. He's definitely nicer than ... (*de mijne*).
- 8 ... (*Onze*) Christmas tree is a lot bigger than ... (*die van hen*).

- | | |
|---------|-------|
| 1 | |
| 2 | |
| 3 | |
| 4 | |
| 5 | |
| 6 | |
| 7 | |
| 8 | |

17 Words

Find the missing words. They are all in lesson 12.

- 1 I know who you are. You don't have to **p...** you're Father Christmas.
- 2 Christmas in summer is **c...** different from Christmas in winter, I think.
- 3 I'd like to **c...** all these different Christmas traditions.
- 4 I've got no time now. There are a few e-mails I have to **r...** to.
- 5 Last year we got **h...** of Christmas cards. This year we only got a few.
- 6 At this time of year the **t...** is very high in Australia.
- 7 Yesterday we **a...** the rest of the turkey. It was quite good.
- 8 On an **o...** like this it's always nice to be with your family.

1	_____	5	_____
2	_____	6	_____
3	_____	7	_____
4	_____	8	_____

18 Down the stairs

Find the words and write them in the grid.

- 1 Tonight we're going to have ... nice barbecue.
- 2 Father Christmas ... a man dressed up in funny clothes.
- 3 Usually we ... a lot of Christmas cards from friends and relatives.
- 4 I need an ice-cream to stay cool in this
- 5 Australians often celebrate Christmas on the
- 6 I'm going to ask him for a story but I'm not going to ... him now.
- 7 Last year he sent me a ... of his family.
- 8 In ... people all over the world celebrate Christmas.
- 9 It's a ... in my family to have dinner at a restaurant on New Year's Day.
- 10 My parents always put a lot of presents ... the Christmas tree.

1										
2										
3										
4										
5										
6										
7										
8										
9										
10										

19 Xpress yourself!

A How do you say this? Write down in English.

Je bent afgelopen winter naar Australië geweest. Je vriend zit vol vragen.

1 Hij wil weten hoe het is wanneer het 's winters zomer is.

2 Je zegt dat jij in de zon lag toen het hier zo koud was.

3 Hij vraagt of Australische kinderen met kerst een boom hebben met cadeaus eronder.

4 Je vertelt dat opa's in Australië zich verkleden als Kerstman.

5 Je vriend wil weten of mensen in Australië net zo'n kerstdiner eten als wij.

6 Je vertelt dat je gebarbecued hebt met vis.

7 Je vriend zegt dat hij dat erg cool vindt.

8 Hij zegt dat hij vooral geïnteresseerd is in je vriendinnetje.

9 Je zegt dat je haar vorig jaar hebt ontmoet op Bondi Beach.



B Talk with your classmate about a holiday you spent in another country. Ask each other about the differences between that country and your own.

- Where did you go?
- How did you get there?
- What was the weather like?
- What sort of food do people eat there?
- Did you meet anybody nice?

20 Writing

You are going to write a letter to Sophie Miles.

Mike wants to know if this Australian surfer is Sophie's very special friend. Sophie says he isn't, but we don't know if she is telling the truth or not. We know that the surfer sent Sophie a CD with pictures he took on the beach at Christmas. Of course he also wrote a letter to send along with the photos. If only we could read this letter, we would know what sort of 'friends' they are ...



Read the dialogue.

- Look for information about the surfer, about how and when he and Sophie met.
- Write his letter to Sophie.
- Make sure all the information is in the letter.
- Use about 150 words.

lesson 13 A world of difference

21 The story



Read the questions, listen to the recording and answer them.



- 1 What is the XOL meeting about?
- 2 Is the meeting a success, do you think? Why?

22 A closer look

Read the dialogue on pages 42 and 43 in your Coursebook. Then answer the following questions.

- 1 What does Mike mean when he says 'I'm in trouble if you do'?

- 2 Why doesn't Spud celebrate Christmas with his family like the others do?

- 3 Josie wants to know why the day after Christmas Day is called Boxing Day. What are the three theories the other children give her?

- 4 Which two important things begin on Boxing Day?

- 5 Why does Josie say 'Romance in the air'?

23 Small talk



Listen to the recording and have this conversation with a classmate. Change the words in **bold** print. Don't forget to change roles a few times.



– Je zit foto's te bekijken.

A

- 1 I brought some photos of mine. Here's **my sister, she's opening her presents.**
- 2 **Those are her Mickey Mouse slippers.**



B

- 1 What was **she** wearing when you took that picture?
- 2 **I like her style!**

Here are some words you can use in the conversation. You can also use your own words, of course.

A1

What he or she is doing ...

listening to a new MP3-player
having a barbecue
setting fire to the plum pudding
talking to a lifeguard

A2

What he or she is wearing ...

an ugly old sweater
his Father Christmas costume
a silly hat
her pink bikini

24 Then or now?

Complete the sentences. Use *present continuous* or *past continuous*.

present continuous: nu bezig / aan de gang

She's **opening** her presents.

I'm **dreaming** of a white Christmas ...

past continuous: toen bezig / aan de gang

What **was** Sharon **wearing** when you took that picture?

I **was meaning** to ring you!

Kijk ook in Helpdesk 3.1 en 3.3 op p. 133.

- 1 Look, in this picture Sharon ... (*wear*) the slippers she got for Christmas.
- 2 When I came home from school, mum ... (*cook*) dinner in the kitchen.
- 3 Josie and Mike ... (*shop*) when they met Sophie.
- 4 Hi, what are you doing? – I ... (*write*) an e-mail to my friend in Australia.
- 5 Where's Mike? – He's at Sophie's. He ... (*interview*) her surfer friend.
- 6 When we ... (*eat*) our Christmas turkey, Sophie was in Australia.
- 7 This is a picture of my neighbour Emily. She ... (*sunbathe*) here, on a beach near Sydney.
- 8 I ... (*swim*) with some of my cousins when I met this good-looking lifeguard.

- | | |
|---------|---------|
| 1 | 5 |
| 2 | 6 |
| 3 | 7 |
| 4 | 8 |

25 Tense

Complete the sentences.
Use *present simple*,
present continuous,
past simple or *past continuous*.

present and past		
present simple:	altijd, nooit, regelmatig	We always get up early.
present continuous:	nu bezig / aan de gang	She's opening her presents.
past simple:	toen gebeurd	Sophie told us about it last night.
past continuous:	toen bezig / aan de gang	Sharon was wearing slippers then.

Kijk ook in Helpdesk 3.4 op p. 136.

to read:

- I always ... the newspaper at the weekend.
- Sorry, I'm not coming. Can't you see I ...?
- Last week I ... an exciting book about Australia.
- Sophie ... Jay's last e-mail when Wolfie started barking.

to open:

- When my brother took this photo, we ... our Christmas presents.
- We always ... our presents on Boxing Day.
- This year we ... our presents on Christmas Day, after we finished dinner.
- Dad came home when we ... our presents.

to watch:

- We ... a boxing match when dad came in with the turkey.
- My parents usually ... sports on Boxing Day.
- You can't watch football because I ... EastEnders now.
- Last night we ... a romantic comedy on BBC2.

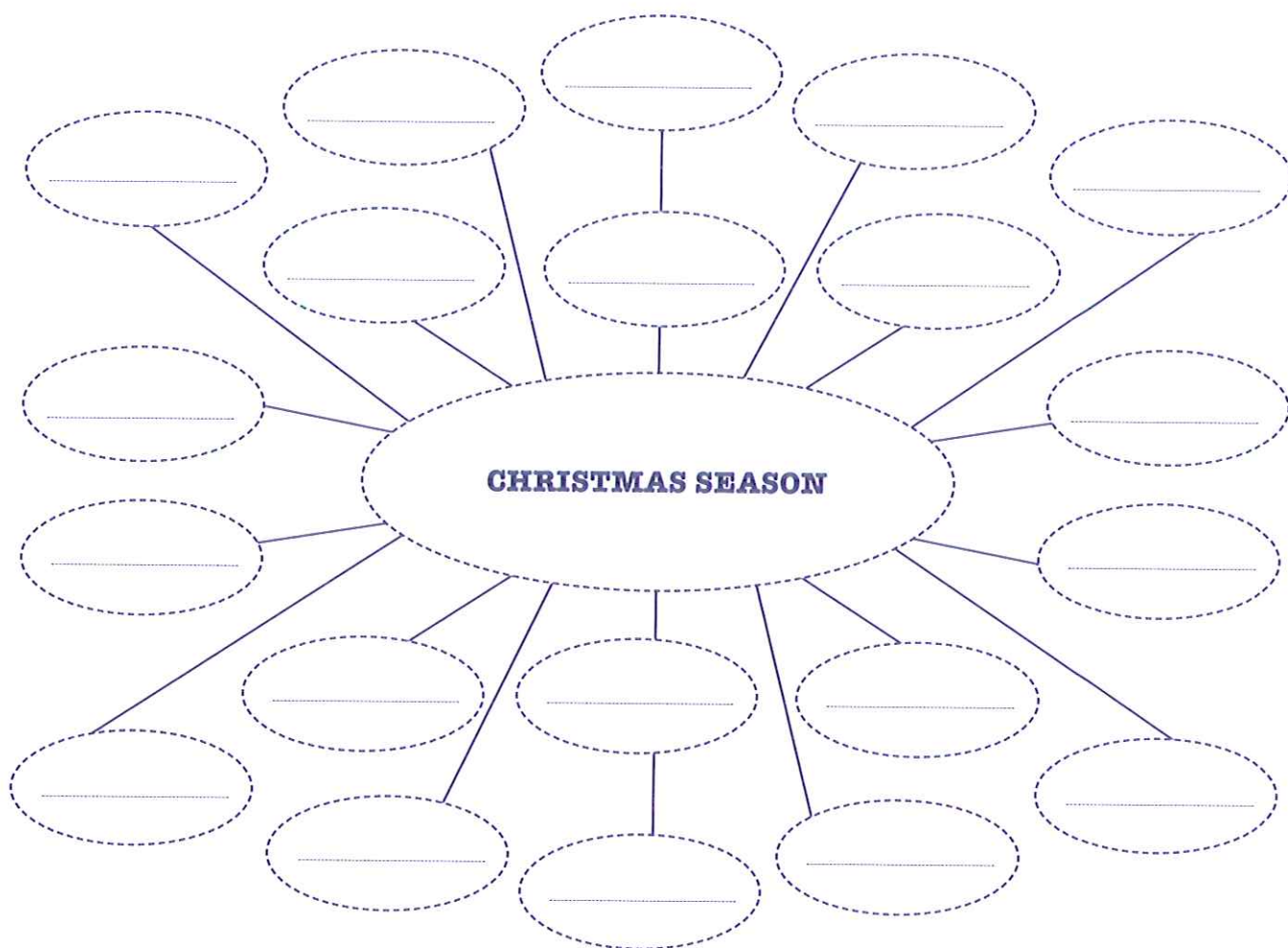
26 Words

Match the words on the left with those on the right. Draw lines. Use the combinations to complete the sentences below. There are a few words too many!

- | | |
|------------|-------------|
| 1 wearing | a Christmas |
| 2 donation | b matches |
| 3 hand out | c leftovers |
| 4 fox | d boxes |
| 5 white | e slippers |
| 6 dinner | f money |
| 7 January | g presents |
| 8 opening | h sales |
| 9 boxing | i hunting |

- On Boxing Day we usually spend some time ...
- Can't we just give our ... to the homeless every year?
- Before they banned it, rich people went ... on Boxing Day.
- You can get loads of cheap clothes in the ...
- Why don't these rich people ... to the poor on Boxing Day?
- People in Australia never have a ... because it never snows there.
- There are always ... in churches in which you can put some money.
- Boxing Day is nothing to do with ..., you know.

27 Weave a web



Think of words about the Christmas season and write them in the web.

28 Xpress yourself!

A How do you say this? Write down in English.

Je praat met een vriendin over kerst.

1 Je vraagt hoe kerst bij haar thuis gevierd wordt.

2 Ze zegt dat ze op kerstavond niet naar de kerk gaan.

3 Ze eten veel en kijken tv, vertelt ze.

4 Je zegt dat jouw vader van tweede kerstdag houdt omdat er dan veel sport op tv is.

5 Je vriendin zegt dat ze droomt van een witte kerst.

6 Je zegt dat het hier in de buurt niet veel sneeuwt.

7 Je vriendin vertelt dat haar vriendje gebeld heeft.

8 Hij vliegt met de kerstdagen naar Engeland.

9 Hij komt om haar te zien.



B You talk with your classmate about the most important festival of the year.

Vraag elkaar:

- wat voor jullie het belangrijkste feest van het jaar is
- wanneer het wordt gevierd
- hoe het wordt gevierd
- waarom
- met wie.

Try to use the sentences from Xpress yourself! as much as you can.

29 Chat room



In lesson 13 Mike is showing Jess and Amy some family photos.

He also tells them who is in the photos.

Look at the pictures below and tell your classmate exactly what is in them.

Describe (*beschrijf*) every detail.

Take turns, so that each of you describes two of the pictures.



Maak nu de self-test. Er staat ook een self-test op de website. Heb je de self-test goed gemaakt? Dan maak je de get ahead. Heb je de self-test niet goed gemaakt? Dan maak je de catch up.



self-test

A Complete the sentences

Use *present continuous* or *past continuous*.

- 1 I'm busy. I ... (*write*) an article for XOL about special occasions.
- 2 Mike ... still ... (*talk*) to Jay when I left Sophie's house.
- 3 Mum ... (*set*) fire to the pudding when my phone rang.
- 4 Mike showed a picture in which Sharon ... (*wear*) funny slippers.
- 5 Every year people ... (*dream*) of a white Christmas.
- 6 Dad's in the kitchen. He ... (*cook*) our Christmas dinner.
- 7 Sophie wrote me that she ... (*take*) surfing lessons.
- 8 Mike is over there. He ... (*look*) for a new computer game.

- | | |
|---------|---------|
| 1 _____ | 5 _____ |
| 2 _____ | 6 _____ |
| 3 _____ | 7 _____ |
| 4 _____ | 8 _____ |

B Complete the sentences

Use the *past simple*.

- 1 This year I ... (*go*) to my dad's house at Christmas.
- 2 We ... (*not have*) roast turkey this year. We ... (*have*) steak.
- 3 Why ... you ... (*complain*) about the turkey? It was delicious!
- 4 Sophie ... (*not go*) to Australia this year. She ... (*stay*) in the UK.
- 5 Sophie's parents ... (*separate*) when she was still a little girl.
- 6 Jay ... (*not give*) me his e-mail address.
- 7 ... you ... (*watch*) a lot of TV on Boxing Day?
- 8 I ... (*not take*) any pictures this year.

- | | |
|---------|---------|
| 1 _____ | 5 _____ |
| 2 _____ | 6 _____ |
| 3 _____ | 7 _____ |
| 4 _____ | 8 _____ |

C Complete the sentences

Use *past simple* or *past continuous*.

- 1 When Sophie was sunbathing, Jay ... (*take*) hundreds of pictures of her.
- 2 Last year I ... (*celebrate*) Christmas with my dad's family.
- 3 Jess ... (*ask*) me to do a story about traditional festivals.
- 4 When I came in, Sophie ... (*talk*) about that surfer lifeguard of hers.
- 5 I felt really bad when my parents ... (*separate*) last year.
- 6 Sophie said she ... (*have*) a barbecue with her cousins.
- 7 When I was in New Zealand this summer I ... (*swim*) almost every day.
- 8 The children ... (*open*) their Christmas presents when Grandpa called.

- | | |
|---------|---------|
| 1 | 5 |
| 2 | 6 |
| 3 | 7 |
| 4 | 8 |

D Complete the sentences

Use: *my, mine* etc.

- 1 Do you see that surfer over there? He's a friend ... (*van mij*).
- 2 That camera ... (*van hem*) was quite expensive, wasn't it?
- 3 ... (*Onze*) relatives live all over the world.
- 4 These children want a good meal for Christmas like ...
(*dat van hen*).
- 5 That friend ... (*van jou*) works as a lifeguard, doesn't he?
- 6 My boyfriend isn't as good-looking as ... (*die van haar*).
- 7 ... (*Zijn*) uncle lives in Italy, in a place near Pisa.
- 8 The man who pretended to be Santa was an uncle ...
(*van ons*).

E Complete the sentences

Use: *some – somewhere – somebody – something – any – anywhere – anybody – anything*.

- 1 I don't know ... who can eat as many sweets as you.
- 2 I think Melbourne is ... in Australia. But why don't you
ask Sophie?
- 3 Her friend Jay is ... who works on Bondi Beach as a
lifeguard.
- 4 A 'Christmas box' is ... you give to your dustman or to
the postman.
- 5 Do you know where dad is? I can't find him
- 6 Mikey, have you got ... idea how this new game works?
- 7 Fox hunting is ... for rich people. It helps them waste
their time.
- 8 I need ... money because the January sales started last week.

F Fill in

Complete the following sentences. Use the translations of the Dutch words.

Choose from: *onder* – *familielid* – *plank* – *fooi* – *betekenis* – *buurman* – *verkleed* – *bedienden* – *gelegenheid* – *strand* – *alledaags* – *doen alsof*.

- 1 It is quite ... these days for people to celebrate Christmas with friends.
- 2 Rich people often gave the dinner leftovers to their
- 3 The game you are looking for is on a ... at the back of the store.
- 4 My new boyfriend works as a lifeguard on a ... in the south of England.
- 5 Many people don't know the true ... of Christmas any more.
- 6 I have to ... now because I'm going to be Father Christmas at the mall today.
- 7 Don't ... you're working because I know you're playing computer games.
- 8 This year there aren't going to be any presents ... the tree because we are going to give some money to the homeless.

- | | |
|---------|---------|
| 1 _____ | 5 _____ |
| 2 _____ | 6 _____ |
| 3 _____ | 7 _____ |
| 4 _____ | 8 _____ |

G Xpress yourself!

How do you say this? Write down in English.

Hoe zeg je dat ...

- 1 ... het hier in de buurt niet veel sneeuwt.

- 2 ... je moeder de postbode elk jaar een fooi geeft.

- 3 ... jullie grote feest dit jaar in december valt.

- 4 ... jij in de zon lag toen het hier zo koud was.

- 5 ... je medelijden hebt met het winkelpersoneel dat wekenlang naar kerstliedjes moet luisteren.

- 6 ... je vriendin een oom heeft die in Italië woont.

Hoe vraag je ...

- 7 ... wat iemand aan had toen een foto gemaakt werd?

- 8 ... hoe kerst bij je vriend thuis gevierd wordt?

- 9 ... hoe het is wanneer het 's winters zomer is?

- 10 ... of Australische kinderen ook kerstbomen hebben met cadeaus eronder?



catch up

30 Grammar practice: *present continuous* → HELPDESK 3.1

A Vul de juiste vorm van *to be* (*am / are / is*) in.

- 1 I ... watching a boxing match on TV. _____
- 2 You ... planning your trip to Oz. _____
- 3 Mike ... talking to Sophie's boyfriend. _____
- 4 We ... opening our presents. _____
- 5 They ... doing research for an article. _____

B Maak de zinnen af. Gebruik de *present continuous*.

- 1 Mike and Josie ... (*buy*) Christmas cards. _____
- 2 Jess ... (*write*) an article for the next issue of XOL. _____
- 3 Look! Mum ... (*set*) fire to the pudding. _____
- 4 We ... (*listen*) to a CD of Christmas carols. _____
- 5 I ... (*look*) for a new computer game. _____

31 Grammar practice: *past simple* → HELPDESK 3.2

A *Past simple* regelmatig: **-ed** achter het werkwoord.
Vul de *past simple* in.

- 1 Jay ... (*work*) as a lifeguard on the beach last year. _____
- 2 Mum ... (*cook*) a really delicious dinner this time. _____
- 3 Mike and Donny ... (*play*) a new game last night. _____
- 4 My parents ... (*separate*) about a year ago. _____
- 5 We ... (*open*) our presents on Boxing Day. _____

B *Past simple* **on**regelmatig: elk werkwoord een **eigen vorm**.
Vul de *past simple* in.

- 1 Sophie ... (*tell*) us about her Australian boyfriend. _____
- 2 That Australian surfer ... (*send*) her an e-mail last night. _____
- 3 We ... (*eat*) roast turkey and vegetables at Christmas. _____
- 4 Mike ... (*bring*) some pictures of Sharon. _____
- 5 We only ... (*go*) to church on Christmas Eve. _____

C Past simple vragend: *did* + hele werkwoord.Vul de *past simple* in.

- 1 ... you ... (*see*) the pictures he took on the beach? _____
- 2 ... she ... (*have*) a barbecue with steak and seafood? _____
- 3 ... we ... (*buy*) enough ice-cream? _____
- 4 ... I ... (*wear*) those stupid slippers last year? _____
- 5 ... the sales ... (*start*) in January? _____

D Past simple ontkennend: *didn't* + hele werkwoord.Vul de *past simple* in.

- 1 I ... (*not take*) any pictures of the turkey. _____
- 2 Jay ... (*not reply*) to my e-mails. _____
- 3 My parents ... (*not like*) my new boyfriend. _____
- 4 We ... (*not watch*) any sports at all on Boxing Day. _____
- 5 Mum ... (*not give*) the dustman a tip this year. _____

32 Grammar practice: *past continuous* → HELPDESK 3.3**A** Vul de juiste vorm van *to be* (*was* / *were*) in.

- 1 I ... reading an article about surfing. _____
- 2 You ... eating a piece of that plum pudding. _____
- 3 Mike ... taking pictures of Sharon's slippers. _____
- 4 We ... singing carols when the door opened. _____
- 5 They ... working on an article about traditional festivals. _____

B Maak de zinnen af. Gebruik de *past continuous*.

- 1 Josie and Mike ... (*talk*) to an Australian lifeguard. _____
- 2 Donny ... (*have*) dinner with his mum and dad. _____
- 3 When he called me, I ... (*watch*) a programme on MTV. _____
- 4 We ... (*look*) at the pictures Jay sent me. _____
- 5 You ... (*wear*) those stupid slippers when he took that picture. _____

33 Grammar practice: *my / mine etc.* → HELPDESK 3.5

A Maak af.

- | | | |
|---------------------------------|-----------------------------|--|
| 1 It's my book. | That book is mine . | That book of mine is really good. |
| 2 This is your camera. | This camera is _____. | This camera _____ is expensive. |
| 3 That is _____ mobile. | That mobile is his . | That mobile _____ is really cool. |
| 4 It's _____ bike. | That bike is _____. | That bike of hers is green. |
| 5 These are our muffins. | Those muffins are _____. | Those muffins _____ are delicious! |
| 6 This is _____ car. | This car is _____. | That car of theirs is fast. |

B Vul in.

- Give me that CD. It's ... (*van mij*). _____
- That guy is ... (*jouw*) friend, isn't he? _____
- That cousin ... (*van haar*) lives in Australia. _____
- That camera is ... (*van hem*), I think. _____
- Those pictures are ... (*van haar*), aren't they? _____
- These are ... (*onze*) presents. _____
- Are these tickets ... (*van jullie*)? _____
- That friend ... (*van hen*) is a nice guy. _____

34 Grammar practice: *some / any etc.* → HELPDESK 3.6

A Onderstreep het juiste woord.

- Do you know *some / any* of the people who work there?
- I've got *something / anything* to tell you.
- That picture must be *somewhere / anywhere* in your room.
- I couldn't find that book *somewhere / anywhere*.
- I don't know *somebody / anybody* in this town.
- We asked *somebody / anybody* where he lived.

B Vul in. Kies uit *some, any, somebody, anybody, somewhere, anywhere, something of anything*.

- There's ... pudding left. You can have it if you like. _____
- My uncle lives ... in England. In Tolchester, I think. _____
- I didn't know ... at the party. I don't know why I went. _____
- I'm afraid I can't tell you ... about her trip to Oz. _____
- There's ... I want to tell you. Have you got a minute? _____
- I need ... to help me with the turkey. _____



get ahead

35 Applied grammar → HELPDESK 3.1 / 3.2 / 3.3 / 3.4

Fill in the correct form of the verb.

- 1 ... you ... (*see*) that show about Australia on BBC2 last night?
- 2 I ... (*see*) Donny at the mall an hour ago. He ... (*do*) his Christmas shopping.
- 3 Look at this photo of Sophie. She ... (*sunbathe*) on Bondi Beach here.
- 4 Last week Jay ... (*send*) me a CD with the photos he ... (*take*) in Australia.
- 5 I ... (*not tell*) my mum that I ... (*meet*) this wonderful guy when I was on holiday.
- 6 Hi Mikel! What ... (*do*) here? – I ... (*buy*) something for my camera.
- 7 Josie and Mike ... (*work*) on an article about traditional festivals at the moment.
- 8 So when we ... (*do*) all these tests for school, you ... (*be*) on the plane to Australia?
- 9 This time last year we ... (*plan*) a trip to New Zealand.
- 10 When I ... (*call*) Sophie, she ... (*tell*) me she ... (*write*) an e-mail to Jay.

1	_____	_____
2	_____	_____
3	_____	_____
4	_____	_____
5	_____	_____
6	_____	_____
7	_____	_____
8	_____	_____
9	_____	_____
10	_____	_____

36 Applied grammar → HELPDESK 3.3



Have you got an alibi?

Last week there were a lot of burglaries (*inbraken*) in your street. Every afternoon between one o'clock and five o'clock thieves broke into some of the houses there. They broke into the houses when the owners were out working. The police think you and your friends could be the thieves, because you know who lives where and when they are out working. That's why the police want to ask you some questions. They want to know where you were and, especially, what you were doing when the burglaries took place ...

Do this exercise in groups of four. One of you is the detective, the others are the suspects (*verdachten*). Of course you can take turns being the detective. The detective asks each suspect what he or she was doing on each of the afternoons of last week. He also asks each suspect what the others were doing. Make sure you can answer all his questions or he is going to think you are the thief.

To make things easier, you can start by writing down what you were doing on each of these afternoons and at what time.

alibi

Monday On Monday I was shopping from one till three.
From three till five I was in my room, playing a computer game.

Tuesday

Wednesday

Thursday

Friday

Have fun!

37 Words



Sometimes, when you are speaking a foreign language you can't think of a word you need. In that case you have to find your way around that word. You have to find other words to say what you mean. Often this is not very difficult to do but sometimes it is. This exercise is going to help you practise this skill.

Here are some words from unit 3:

relative	servant	tip
surfer	Boxing Day	yacht
shelf	barbecue	festival
beach	pretend	compare
tradition	neighbour	donation box

- Look at the list and choose a word.
- Think of a definition for the word. Example: postman *a person who goes from door to door to deliver letters and postcards*, but don't write anything down.
- Tell your classmate the definition and see if he can guess which of the words you mean.
- Take turns making up definitions. Do this five times each.
- After that you write down definitions for ten of these words.

Work together.

word	definition
1 _____	_____
2 _____	_____
3 _____	_____
4 _____	_____
5 _____	_____
6 _____	_____
7 _____	_____
8 _____	_____
9 _____	_____
10 _____	_____

38 Xpress yourself!



Do this exercise with a classmate.

- Talk about the way you celebrate Christmas (or another festival) at home.
 - Ask each other questions about it: Do you put up a tree?, Do you go to church?, Do you do presents? etc.
 - You can use some of the Xpress yourself! sentences if you want to.
 - After that, write an article about the Christmas celebrations at your home.
 - Also write about the differences between the way you celebrate Christmas and the way your classmate's family celebrates it.
 - If you don't celebrate Christmas, you can talk and write about a festival you do celebrate!
- Use about 150 words.

39 Writing



Do this exercise with a classmate.

Look up information about something typically Australian. You can use travel brochures, encyclopaedias, your Geography book or any other source you like.

Use the information to write an article of 150 - 200 words. Add pictures if you want to. Of course you are free to choose what you want to write about. But in case you don't have any inspiration (or just don't know much about Australia), here are some ideas:

- the Sydney Opera House
- the Sydney Harbour Bridge
- the 2000 Olympics
- kangaroos
- Ayers Rock
- aborigines
- Bondi Beach
- 'Neighbours'

40 Doing a presentation



Now use the information you found in exercise 39 to prepare a presentation of about three or four minutes. Make sure you decide who says what when you do the presentation.

lesson 14 Gap year bloggers in Oz

41 Finding out

Bekijk de tekst op bladzijde 44 en 45 in je Coursebook. Lees de titel van de tekst en de lijst op de linkerpagina.

1 Waar komt deze tekst vandaan?

2 Hoe noem je een tekst als deze?

3 Waar gaat deze tekst over?

42 Looking back

Lees de tekst op bladzijde 44 en 45 in je Coursebook aandachtig door en beantwoord daarna de volgende vragen.

- 1 De tekst vermeldt waar Captain Cook in 1788 geland is. waar/niet waar
- 2 Waaruit blijkt dat het inderdaad winter is?

- 3 Wat moet je doen 'if you're poor like us'?

- 4 Waarom hebben Jake en Emily surfles genomen?

- 5 Waar staat 'Let's Go Surfing' voor?

- 6 Men maakt in Australië minder werk van kerst dan in Engeland. waar/niet waar
- 7 'We liked this about Australia.' Wat vonden ze leuk?

- 8 Waarom is het nog niet zeker of ze volgende maand naar Tasmanië gaan?

43 Meanings

Als je een tekst in een andere taal probeert te lezen, kom je allerlei woorden tegen waarvan je de betekenis niet kent. Vaak is dat geen probleem omdat je de betekenis van die woorden wel kunt raden: soms kun je uit het zinsverband opmaken wat ze betekenen, soms lijken ze op woorden in een andere taal die je toevallig kent.

Onderstaande woorden komen uit de tekst op bladzijde 44 en 45 in je Coursebook.

- Probeer te raden wat ze betekenen.
- Schrijf jouw vertaling op.
- Geef met een paar woorden aan waarom je denkt dat het woord deze betekenis heeft.
- Zoek het woord daarna op in een woordenboek.
- Als je verkeerd geraden had, schrijf dan de juiste vertaling in de laatste kolom.

woord	'mijn' vertaling	reden	woordenboek
1 sunset (r.11)	_____	_____	_____
2 resist (r.13)	_____	_____	_____
3 crowded (r.14)	_____	_____	_____
4 towels (r.15)	_____	_____	_____
5 coastal walk (r.20)	_____	_____	_____
6 restricted (r.22)	_____	_____	_____
7 available (r.23)	_____	_____	_____
8 decorations (r.26)	_____	_____	_____
9 homesick (r.29)	_____	_____	_____
10 banks (r.32)	_____	_____	_____

44 Writing

De tekst op bladzijde 44 en 45 in je Coursebook is een pagina uit een weblog. Het is de pagina die over 'The sights of Sydney' gaat. Aan de koppelingen aan de linkerkant van het scherm kun je zien waar de andere pagina's van het weblog over gaan.

Verbeeld je dat je Emily of Jake bent en schrijf één van de andere pagina's. Zoek informatie over het onderwerp dat je gekozen hebt, voor je begint met schrijven. Gebruik minimaal 150 woorden.



sign language

45 The Globe

Lees de tekst van de onderstaande internetpagina en beantwoord de vragen.

Backpackers Sydney

Calling all party people! Are you in Sydney to have fun?

Are you after a lively social atmosphere? Then the Globe is the place for you.

Four quite different chill areas, each one freshly painted with cool murals and freshly painted dorms means that you'll enjoy the greatest backpacking experience at The Globe.

Just step outside The Globe and you are slap bang in Sydney's most happening area, King's Cross.

With the highest standard of cleanliness and service, the Globe is the best value in town.


Free, free, free

Internet, Breakfast, Linen, Airport pickup, Safe deposit, Ice cream.

The best rates in town, generous weekly and monthly accommodation rates and discounts for most travel cardholders. We also have non-smoking and female only dorms.

Current Globe Prices

Type	Daily	Weekly
Mixed Dorm	\$22	\$110
Girls Dorm	\$22	\$110
4 Share	\$25	\$120
Double/Twin	\$60	\$320



1 Wat is 'the Globe'?

.....

2 Waar is 'the Globe' te vinden?

.....

3 Wat wordt er gezegd over de ligging van 'the Globe'?

.....

4 Wat is de makkelijkste manier om 'the Globe' te bereiken?

5 Wat is een 'dorm'?

6 Waar kun je je kostbaarheden opbergen?



lesson 15 Festivals in the news

46 Listen



Look at pages 46 and 47 in your Coursebook and listen to the conversations. Match the conversations with the pictures A, B, C, D and E in your Coursebook.

conversation	1	2	3	4	5
picture					

47 Listen again



Now read the following statements. Listen to the recording and decide if the statements are true or false, or fill in the correct answer.

Conversation 1

- 1 Every day the girl can eat one of the chocolates on the Christmas tree. *true / false*
- 2 The family of the other girl doesn't decorate the house. *true / false*
- 3 The lights they use to celebrate the festival of lights are on the floor. *true / false*

Conversation 2

- 4 Mario just returned from a trip to _____.
- 5 The other young man has got two problems: no _____ and no _____.
- 6 The weirdest thing he saw was people chasing a _____ in the UK.

Conversation 3

- 7 The beginning of the year can fall in January or February. *true / false*
- 8 Each year is named after an animal. *true / false*
- 9 Only twelve animals came to say goodbye to the Buddha. *true / false*

Conversation 4

- 10 The end of term exams are not real exams. *true / false*
- 11 The boy's parents are going to the same ceremony as the girl. *true / false*
- 12 After the ceremony they are going to meet at the boy's place. *true / false*

tune in Interview with a Bondi lifeguard

You are going to listen to an interview with Jay Jackson. Jay works on Bondi Beach, Australia as a professional lifeguard.

48 Warming up



Answer the following questions before you listen to the conversation.

- 1 What sort of work does a lifeguard do?
- 2 What's fun and what's not so nice about the work of a lifeguard?
- 3 Would you like to be a lifeguard?

49 Listen



Read the following statements and listen to the recording. Are the statements true or false?

	true	false
Fragment 1		
1 There are 365 lifeguards on Bondi Beach.	<input type="checkbox"/>	<input type="checkbox"/>
2 Lifesavers and lifeguards get money for the work they do.	<input type="checkbox"/>	<input type="checkbox"/>
3 Lifesavers are surfers.	<input type="checkbox"/>	<input type="checkbox"/>
Fragment 2		
4 The number of rescues is different every day.	<input type="checkbox"/>	<input type="checkbox"/>
5 There are about 400 rescues each year.	<input type="checkbox"/>	<input type="checkbox"/>
6 A lifeguard has to take physical training only.	<input type="checkbox"/>	<input type="checkbox"/>
Fragment 3		
7 Before they put up the flags the lifeguards check the water conditions.	<input type="checkbox"/>	<input type="checkbox"/>
8 Swimming between the flags is completely safe.	<input type="checkbox"/>	<input type="checkbox"/>
9 Sometimes Bondi is closed all day.	<input type="checkbox"/>	<input type="checkbox"/>
Fragment 4		
10 A rip is dangerous because it looks like calm water.	<input type="checkbox"/>	<input type="checkbox"/>
11 Dumpers are only dangerous when you're not a good swimmer.	<input type="checkbox"/>	<input type="checkbox"/>
12 When you're in a dumper you have to swim away from it.	<input type="checkbox"/>	<input type="checkbox"/>

extra reading The Dreaming

50 The Dreaming

Lees de tekst op bladzijde 48 en 49 in je Coursebook en beantwoord de volgende vragen.

- 1 Hoe komt het dat de verhalen van 'the Dreaming' niet vergeten worden?

.....

- 2 Waarom stalen Weeri en Walawidbit water?

.....

3 Wat waren de twee redenen waarom ze gestraft moesten worden?

4 Waaruit bestond hun straf?

5 Hoe kan het dat het verhaal toch nog een goede afloop heeft?



unit project

Introduction

Wel eens in Australië geweest? Nee? Dan wordt dit de eerste keer. Je gaat namelijk op zoek naar informatie over Australië en je verwerkt die in een reisgids of folder.



The actual job

Zorg dat de volgende informatie in je reisgids te vinden is:



- Informatie over het land: oppervlakte, aantal inwoners, hoofdstad, belangrijkste bronnen van inkomsten, flora en fauna.
- Iets over de geschiedenis van het land, de geschiedenis van Australië als *penal colony*, iets over de oorspronkelijke inwoners: de *aborigines*.
- Informatie die voor toeristen interessant is: het klimaat, de bekendste bezienswaardigheden.
- Informatie over hotels, hostels, jeugdherbergen in de belangrijkste plaatsen.
- Informatie over *outdoor activities*: surfles, trektochten etc.

Wijd aan elk onderwerp een apart hoofdstuk.

Zorg voor een goede taakverdeling. Maak tweetallen en spreek duidelijk af welke onderwerpen elk tweetal voor zijn rekening neemt. Wanneer jullie klaar zijn met het opzoeken van de informatie moet alle informatie verzameld, de tekst geschreven en de illustraties erin gezet worden.

The end product

Wanneer ieder tweetal klaar is met zijn hoofdstuk(ken), moet alles samengevoegd worden tot één geheel.

Hierbij heb je de keuze uit twee mogelijkheden:

- A Je neemt alle informatie op in een reisgids over Australië.
- B Je maakt een folder voor een vakantiereis naar Australië. Kies je voor deze optie, dan moet je er wel voor zorgen dat alle benodigde informatie met betrekking tot de vliegreis en de hotelaccommodatie in de folder te vinden is, inclusief vertrektijden en prijzen.

Have fun!