










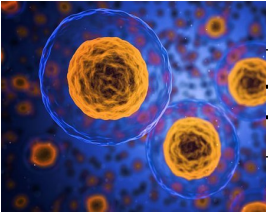


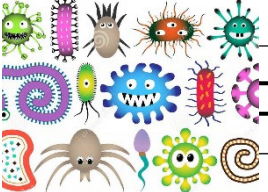

Kopieerbladen  
woordenschat en schrijfopdracht

### Kopieerblad les 3: 'Ik kan toveren'.



Welk woord van de week past het best bij de afbeelding?

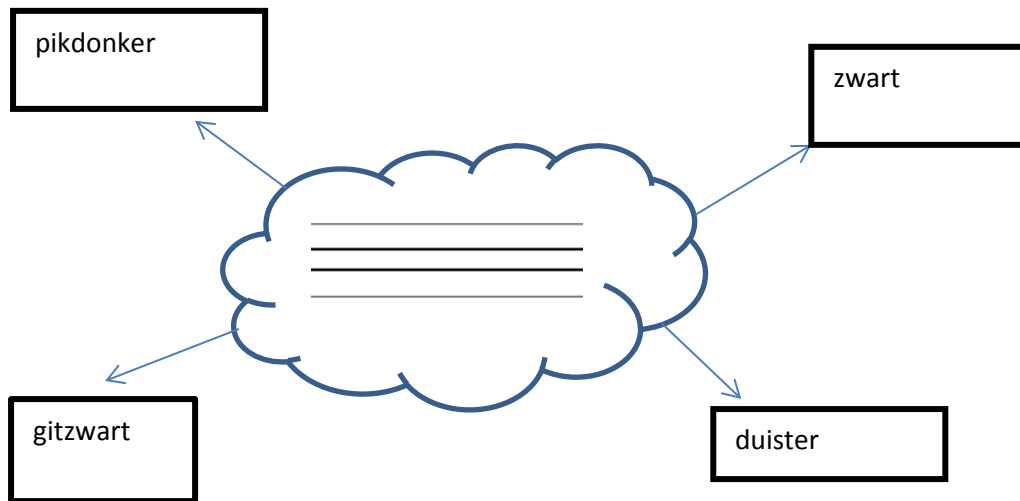
1.		<hr/> <hr/> <hr/> <hr/>
2.		<hr/> <hr/> <hr/> <hr/>
3.		<hr/> <hr/> <hr/> <hr/>
4.		<hr/> <hr/> <hr/> <hr/>
5.		<hr/> <hr/> <hr/> <hr/>
6.		<hr/> <hr/> <hr/> <hr/>
7.		<hr/> <hr/> <hr/> <hr/>

8.		<hr/> <hr/> <hr/> <hr/>
9.		<hr/> <hr/> <hr/> <hr/>
10.		<hr/> <hr/> <hr/> <hr/>
11.		<hr/> <hr/> <hr/> <hr/>
12.		<hr/> <hr/> <hr/> <hr/>

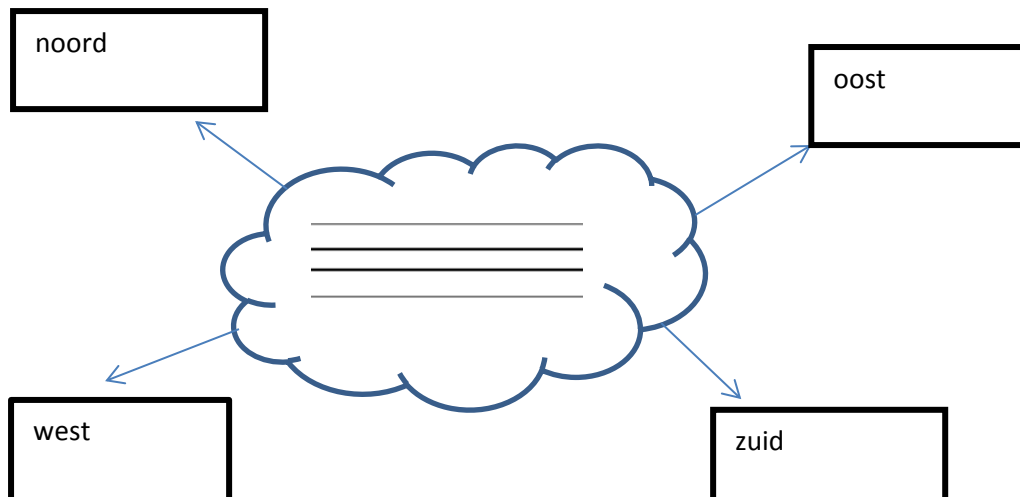
**Klaar?** Kies een woord hierboven. Maak een tekening dat past bij het woord.

## Kopieerblad les 8: 'Ik kan toveren'.

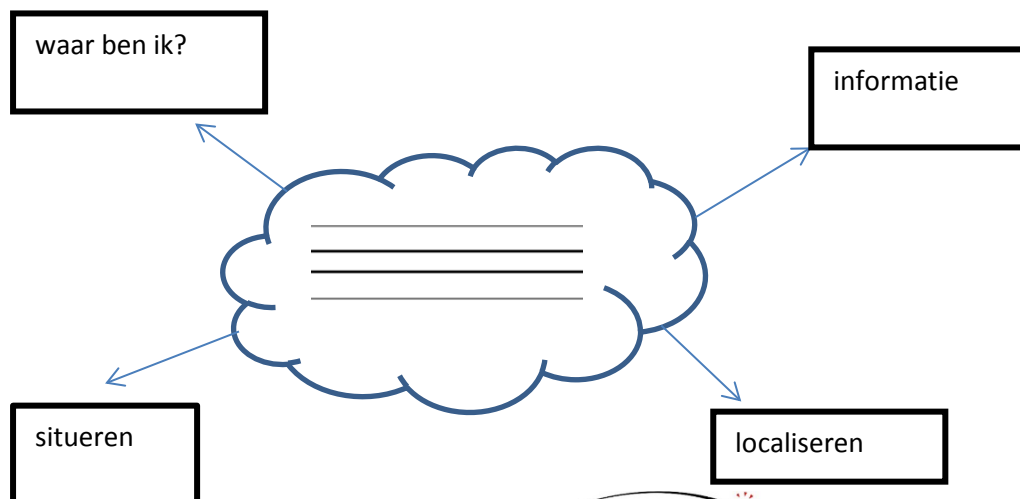
1. Welk woord van de week past **het best** in de wolk?



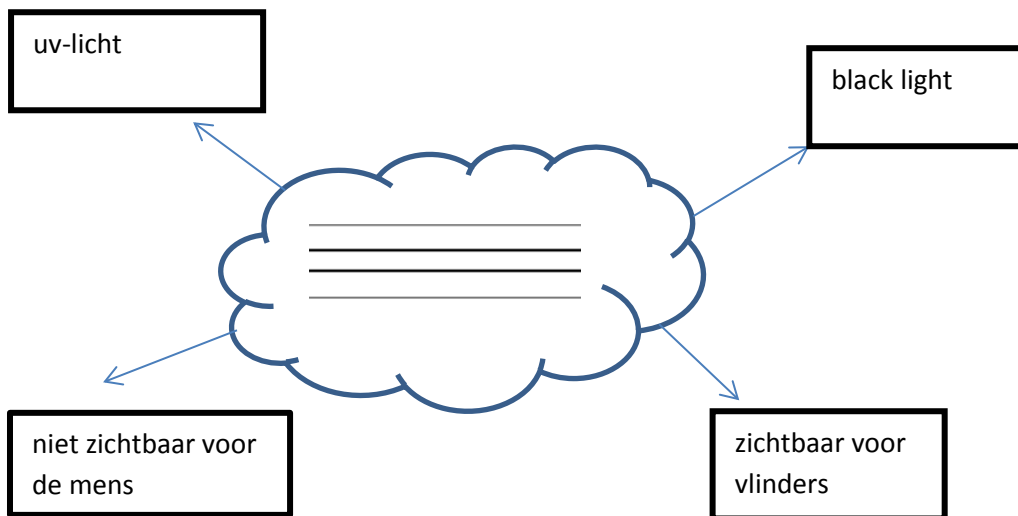
2. Welk woord van de week past **het best** in de wolk?



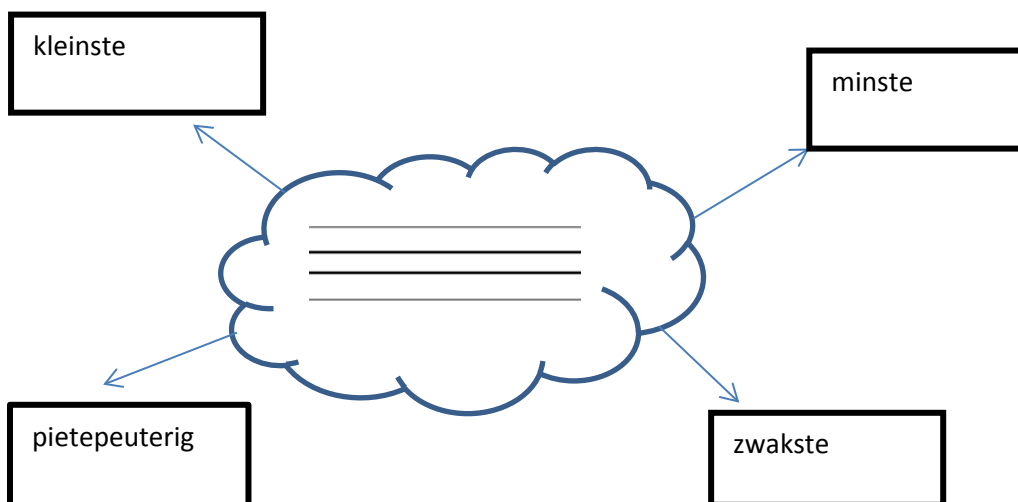
3. Welk woord van de week past **het best** in de wolk?



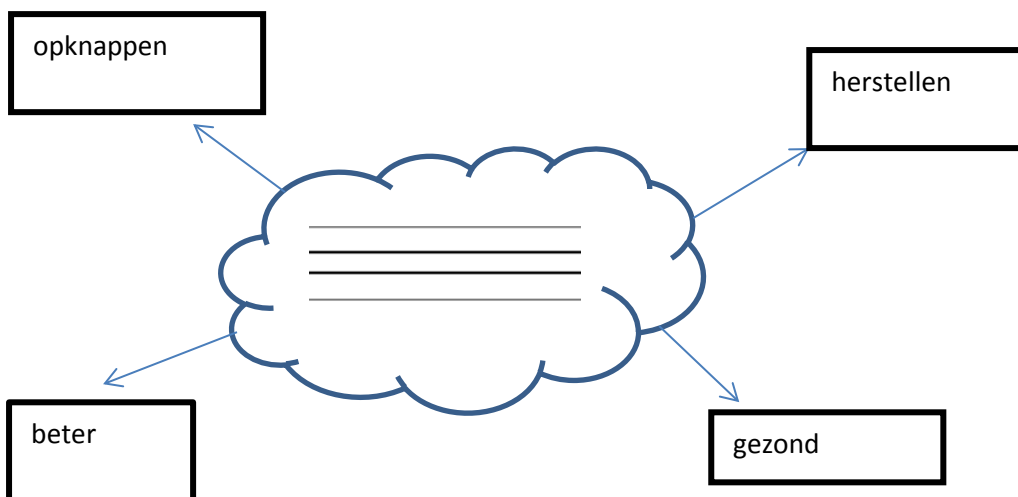
4. Welk woord van de week past **het best** in de wolk?



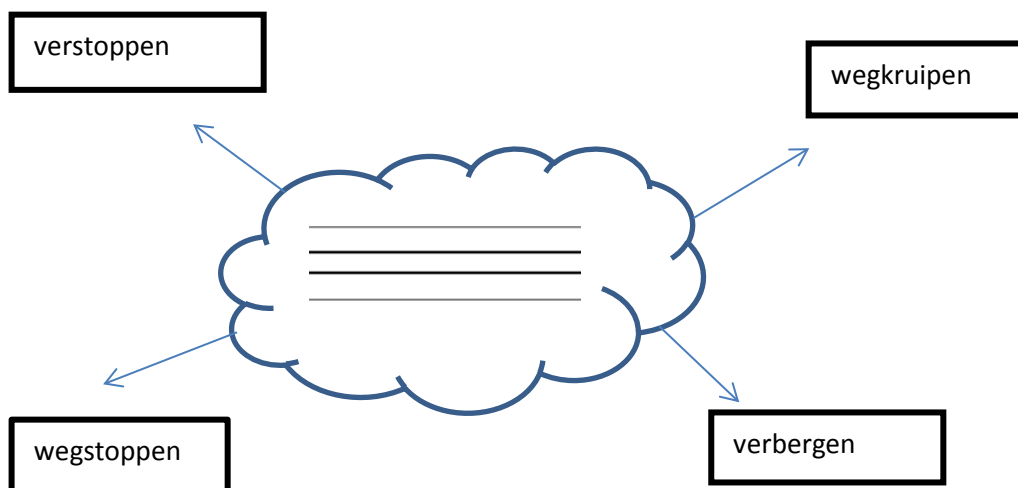
5. Welk woord van de week past **het best** in de wolk?



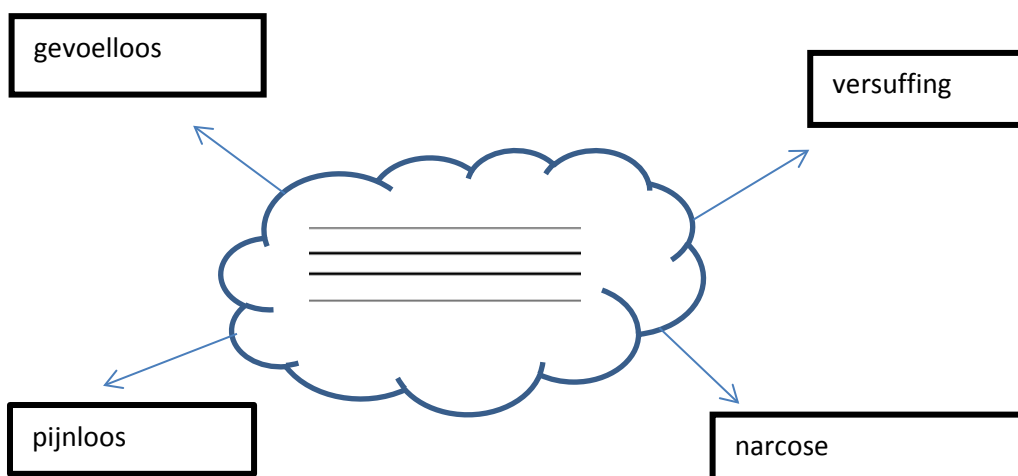
6. Welk woord van de week past **het best** in de wolk?



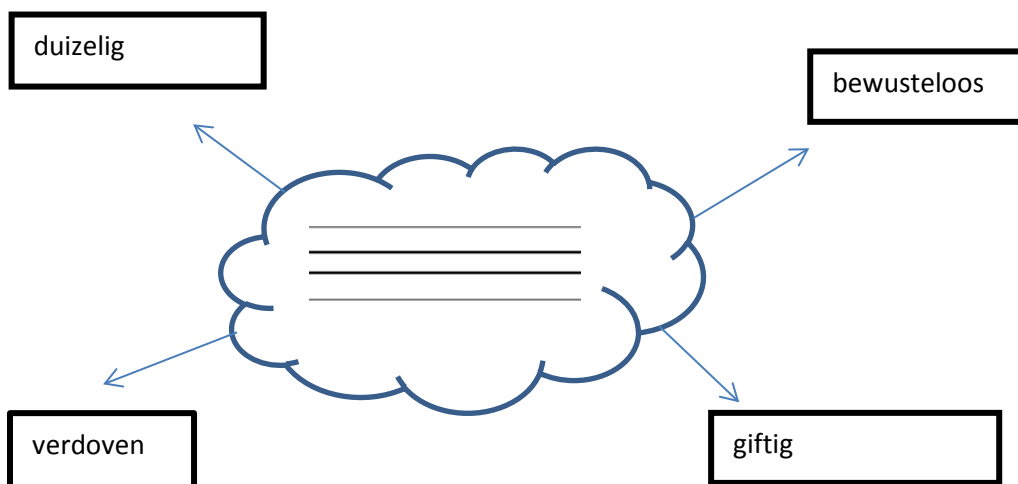
7. Welk woord van de week past **het best** in de wolk?



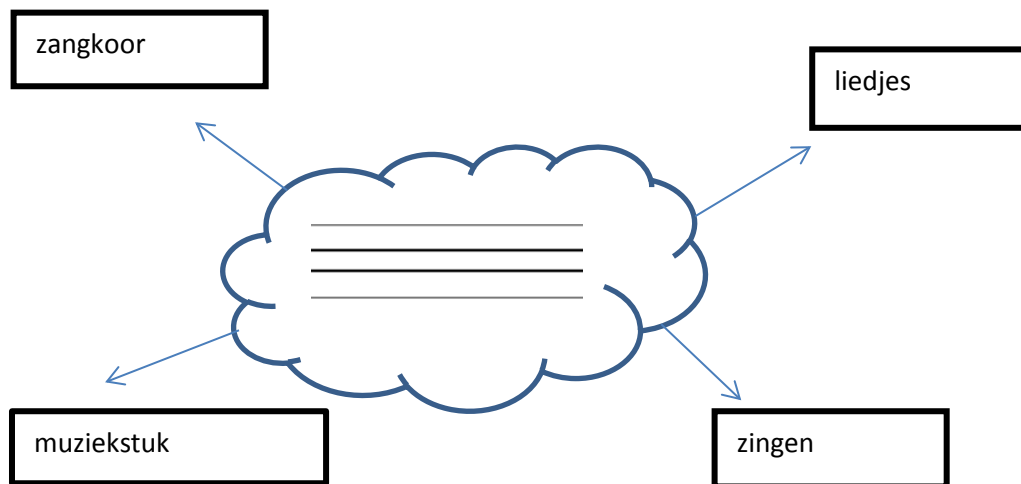
8. Welk woord van de week past **het best** in de wolk?



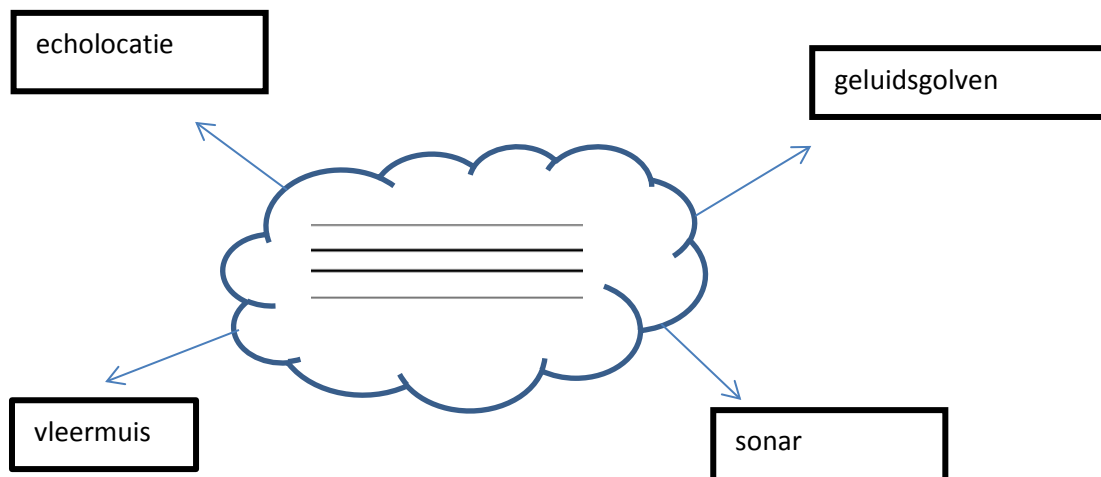
9. Welk woord van de week past **het best** in de wolk?



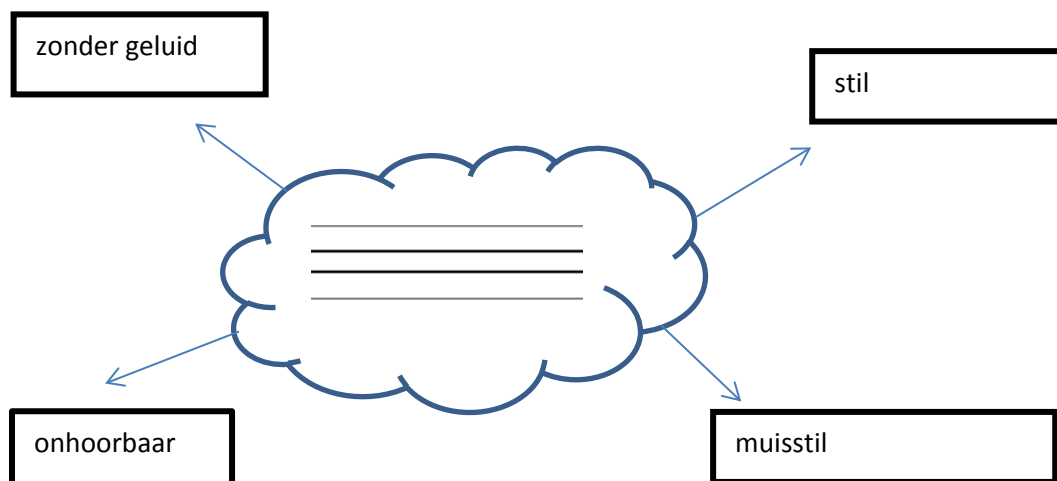
10. Welk woord van de week past **het best** in de wolk?



11. Welk woord van de week past **het best** in de wolk?



12. Welk woord van de week past **het best** in de wolk?






## Paspoort

Naam : \_\_\_\_\_

Soort : \_\_\_\_\_

Length: \_\_\_\_\_



### Omschrijving en kenmerken van het dier:

This image shows a full page of blank handwriting practice paper. It features multiple sets of horizontal lines. Each set consists of three lines: two solid black outer lines and one dashed purple middle line, providing a guide for letter height and placement. The lines are evenly spaced across the entire page.



KOPIEERBLAD | LES 10

[illegible]

Naam:

KOPIEERBLAD | EXTRA

Handwriting practice lines consisting of multiple sets of three horizontal lines (top, middle, and bottom) for writing practice.



---

**Disclaimer**

De inhoud van deze kopieerbladen is het werk van Success for All - Nederland medewerkers van het GION, Rijksuniversiteit Groningen. De inhoud hiervan is vertrouwelijk en mag alleen gebruikt worden door scholen die toestemming hebben vanuit Success for All - Nederland om met het programma te werken.

---