

The Holiday English Book

GET READY FOR NEXT YEAR WITH
SARAH AND JOHN!

We are Sarah and John.


We are going to help
you with this book.

Here you see all the
things you are going to learn in this book:

- Introducing yourself
- Food and drinks
- Hobbies and sports
- Giving directions
- School
- Your house and where you live
- Friends and family
- Everyday life
- Skills training

Let's get started!

Tip: in the back is a glossary (woordenlijst) so you can
look up words you don't know!



Introducing yourself

ALL ABOUT YOU!

Let's tell you something about us!
I am Sarah and I am 10 years old.
I have one sister. I live with my
sister and my parents in London. I
play the piano and I play football.
I like to watch TV.



I am John and I am 11 years old. I
have two older brothers. I live
with my brothers and my mother
in London. I play rugby and I play
chess. I like to read books.



Nice to meet you!

Please fill in the next page so we
can get to know you!

ALL ABOUT



I am

years old

I Live with



in

I like to watch

Favorite activities

My Favorite:

COLOR: _____

FOOD: _____

ANIMAL: _____

BOOKS:

I am good at

**When I grow up
I want to be...**



Introducing yourself

ALL ABOUT YOU!

Let's talk about Sarah's sister and John's brothers:

Sarah has a sister. Her name is Emma. She is 12 years old. She also plays the piano. She likes to talk to her friends on the phone.

John has two brothers. Their names are Michael and Damian. They are twins. They are 14 years old. They do judo. They like to take photos with each other.

Let's have a look at a couple of sentences:

I am 11 years old.

She is 12 years old.

We are Sarah and John.

They are 14 years old.


As you can see, we use different words. These words are the verb 'to be' = 'zijn'.

Ik ben 11 jaar oud -> I am 11 years old.

Zij is 12 jaar oud -> She is 12 years old.

Wij zijn Sarah en John -> We are Sarah and John.

Zij zijn 14 jaar oud -> They are 14 years old.



To be:

I am - Ik ben

You are - Jij bent

He is - Hij is

She is - Zij is

It is - Het is

We are - Wij zijn

You are - Jullie zijn

They are - Zij zijn

Could you tell us something about your family? How old are your family members?

Handwriting practice sheet with four sets of horizontal lines. Each set includes a solid top line, a dashed middle line, and a solid bottom line. The lines are colored red, blue, green, and blue from top to bottom. Each set is preceded by a row of small black dots for tracing practice.

Introducing yourself

ALL ABOUT YOU!

Let's have a look at a couple of other sentences:

I have two brothers.

She has one sister.

We have one brother.

As you can see, we use different words. These words are the verb 'to have' = 'hebben'


Ik heb twee broers -> I have two brothers

Zij heeft één zus -> She has one sister

Wij hebben één broer -> We have one brother

CHALLENGE!

Tell something about yourself in English to a sister/brother/parent/grandparent/friend/classmate/teacher/etc.



To have

I have - Ik heb

You have - Jij hebt

He has - Hij heeft

She has - Zij heeft

It has - Het heeft

We have - Wij hebben

You have - Jullie hebben

They have - Zij hebben

Do you have any brothers or sisters?

How old are they?

I have

.....

.....

.....

.....

.....

.....

.....

.....

Food and drinks

SUPERMARKETS AND RESTAURANTS

On this page, we are going to talk about food and drinks. Take a look at this:

Shopping list 1:

Bread
Ham
Cheese
Milk
Eggs
Coffee
Tea

Shopping list 2:

Grapes
Apples
Broccoli
Cabbage
A bar of chocolate

Which words do you know?

Which words don't you know? Look them up in a dictionary or online.



Sarah and John got their shopping lists mixed up! Which list belongs to Sarah and which belongs to John?

Sarah: "I really love candy! But I also have to get fruit and vegetables."

Shopping list: ...



John: "I need to get some breakfast and lunch. We are going to a restaurant, so I don't have to bring dinner as well."

Shopping list: ...

CHALLENGE!

Ask if you can write down the shopping list for your mother/father/grandmother/grandfather/sister/brother/whoever in English. They get to learn English as well!

Food and drinks

SUPERMARKETS AND RESTAURANTS

When you go to a restaurant, you read the menu and pick something you like. Take a look at this menu:

Pick something to eat and something to drink. Then complete the sentences:

STARTERS

Tomato Soup£2.00

French Onion Soup£2.50

Tomato Salad£2.90

Chicken Salad£3.30

All starters are served with bread and butter

MAIN COURSES

German sausage and chips£6.50

Grilled fish and potatoes£6.25

Italian cheese & tomato pizza£4.85

Thai chicken and rice£5.95

Vegetable pasta£4.85

Roast chicken and potatoes£5.95

DRINKS

Mineral water£1.00

Fresh orange juice£1.25

Soft drinks£1.30

English Tea£0.90

Irish Cream Coffee£0.90

SNACKS

Lunchtime only

Vegetable omelette£3.25

Cheese & tomato sandwich£3.25

Chicken sandwich£3.50

Cheese omelette£3.50

Burger£2.90

All snacks are served with salad and chips

DESSERTS

Fruit salad and cream£2.25

Ice cream£2.00

(choose from chocolate, coffee, or lemon)

Lemon cake£2.25

Chocolate cake£2.25

Cheese and biscuits£2.50

Lunch served 12:30 - 2:30pm / Dinner served 6:00 - 9:00pm

Waiter: Good evening! What would you like to order?

You: I would like

Waiter: Anything to drink?

You: Yes, I would like

Waiter: Can I get you anything else?

You:

Waiter: Very good!

How much will you have to pay if you order these things?



Free Time Activities

HOBBIES AND SPORTS

Here we are again! We know how old you are, if you have siblings and we know what you like to do. So let's talk some more about hobbies and sports!

Do you remember what Sarah likes to do? She plays the piano and she plays soccer. She likes to watch TV.

Do you remember what John likes to do? He plays rugby and he plays chess. He likes to read books.

Take a look at the pictures.
Which do you like to do?
Make three sentences:



I like to

I like to

I like to

CHALLENGE!

Tell someone about your hobbies. Tell your teacher/classmate/friend/father/mother/brother/sister/grandfather/grandmother/anyone!

Giving directions

HOW DO I GET THERE?

Take a look at the map below.

Sarah tells you:

"I start at the red arrow and walk straight on. Then I turn left and walk down the road. I take another left after the gallery."

Where is she going?



John is lost! Will you help him find his way? Here are some words you might need:



lopen - (to) walk
links - left
rechts - right
rechtdoor - straight on
na - after

eerste straat - first street
tweede straat - second street
zebrapad - zebra crossing
oversteken - (to) cross
auto - car

John needs to go to the zoo. He starts at the red arrow. What will you tell John to do?

.....

.....

.....

.....

.....

.....

.....

.....

.....

.....

.....

.....



School

HOMWORK AND CLASSES

Take a look at the pictures of the different school subjects.

Sarah loves geography. What is the Dutch word for geography?

Look it up if you need to:

Sarah hates French. What is the Dutch word for French? Look it up if you need to:

Which school subjects do you love?

I love

I love

I love

Which school subjects do you hate?

I hate

I hate

I hate



As you can see: you write a language with a capital letter:
French, German, English, etc.



John really loves a school subject. He describes it like this:

"It's great fun! You get to learn all about kings and queens. Sometimes it is a bit boring when they talk about wars and stuff."

Which subject is John talking about?

As you can see: you also write abbreviations (afkorting) with a capital letter:
P.E., I.C.T., etc.



Your house and where you live

SURROUNDINGS

Sarah and John both live in London.

Sarah lives near a supermarket and a bus stop. She lives in a big house with a lot of windows. She can see the church when she looks out of her bedroom window.

John lives near a library and a park. He lives in an apartment in a tall building. He can see the train station when he looks out of his bedroom window.

What is it like for you? Fill in:

I live near a(n) and a(n)
I live in a(n)
I can see the
when I look out of my bedroom window.

In the assignment above you see "a(n)"

That's because you can use "a" or "an" when you mean 'een'.

We use "a" when the word after that start with a consonant SOUND (we gebruiken "a" als het woord dat erachter staat begint met de KLANK van een medeklinker)

Examples: a house, a church, a swimming pool, etc.

We use "an" when the word after that starts with a vowel SOUND (we gebruiken "a" als het woord dat erachter staat begint met de KLANK van een klinker)

Examples: an old building, an art gallery, an apartment, etc.

Let's see if we got this! Fill in "a" or "an": CHALLENGE! These are a little more difficult.

..... book

..... cat

..... apple

..... school

..... automobile

..... street

Can you fill in the right option?

..... university


..... hour

..... MP3-player

..... unicorn

..... one-legged man





Friends and family



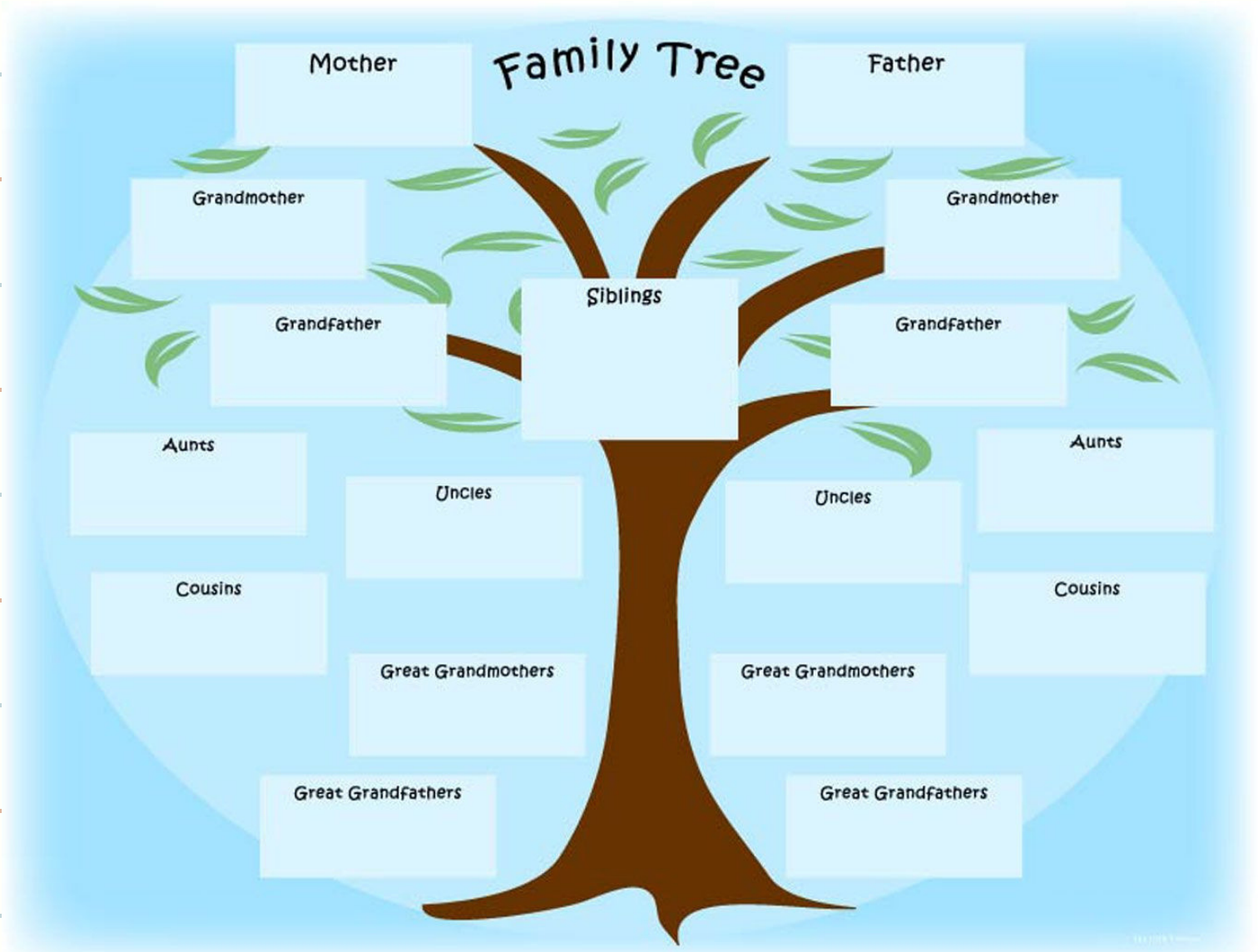
THE PEOPLE AROUND YOU


Sarah and John are best friends! They do a lot together like swimming, talking on the phone and doing homework together.

Who are your friends? Write down their names:

What do you like doing with them? Write down activities that you do with your friends.

We already talked about siblings, but we want to know more about your family! Fill in the family tree below. You may want to ask your parents for help.





Everyday life



YOUR DAILY ROUTINE

Sarah and John have to go to school everyday, they have their hobbies, they like to do free time activities and they like to see their friends and family. What does your day look like?

First, go to the next page. On the next page are two assignments: linking the phrases to the pictures and doing the word search.

After you have done that, return to this page.

You have seen different daily activities. In which order do you do them? Write them down below. You can add other activities as well!

- 1:
- 2:
- 3:
- 4:
- 5:
- 6:
- 7:
- 8:
- 9:
- 10:
- 11:
- 12:
- 13:
- 14:
- 15:
- 16:
- 17:
- 18:
- 19:
- 20:

DAILY ROUTINES WORDSEARCH

Match the activities and the pictures. Then find them in the wordsearch:

HAVE BREAKFAST GET UP LISTEN TO MUSIC PLAY TENNIS HAVE LUNCH
WASH UP EMAIL GET DRESSED WATCH TV RIDE A BIKE PAINT
GO TO SCHOOL SLEEP SURF THE INTERNET READ WATER THE PLANTS
DO HOMEWORK BRUSH TEETH WALK THE DOG PLAY THE VIOLIN
TEXT FRIENDS STUDY SET THE TABLE



T O K T N I A P X L U A C O W L O P A H
S G C W N I L P O I V E H T Y A L D H A R
W T O L S U M O T N E S I L G Z P A R O
T S W A T H E R P S G S C H D K G Z P D R
S A S A K A H S U P S H A N T S U P K W
A F C T A R D T P E L S R E H T F A H E
K H O C E Y W E Z A L B G E X A D P E N S M
E O O T I L N S U L K R Z H T I G R E C T W O
R L V B F H I P I P G E T D R O L N P E D
B E G A T H L E U T R T X K O L N P E P
E F Z E U E N H X F H A V E L U N C H T
V R E D G D S G H A O B S C F T G A L D
A T U I S A H X I E P L A Y T E N N I S
H K A R W S U R F T H E I N T E R N E T

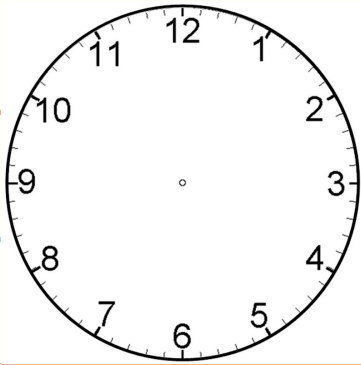
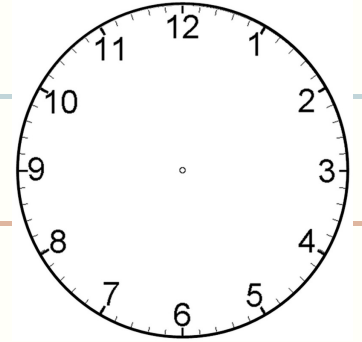


Everyday life

TELLING TIME




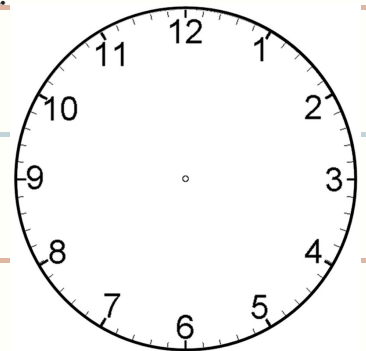

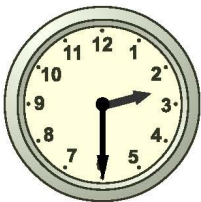
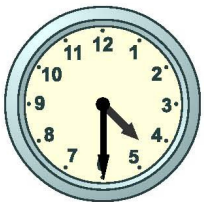
Sometimes you meet someone on the street who has forgotten to put on a watch. They need to know the time. John tells a passer-by: "It's two o'clock!" What time is it? Draw the hour-hand and minute-hand in the clock:

Sarah tells someone: "It's half past eleven!" What time is it? Draw the hour-hand and the minute-hand in the clock:

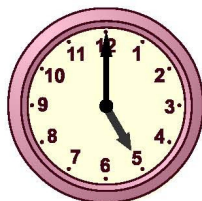
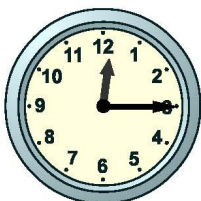



John tells someone: "It's a quarter to five!" What time is it? Draw the hour-hand and the minute-hand in the clock:

What time is it?



Look at the clocks and write down what time it is



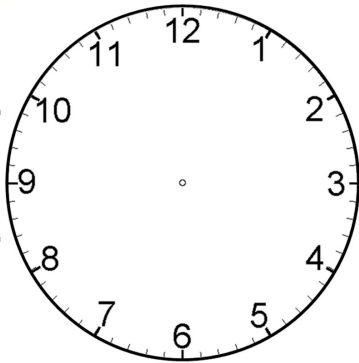
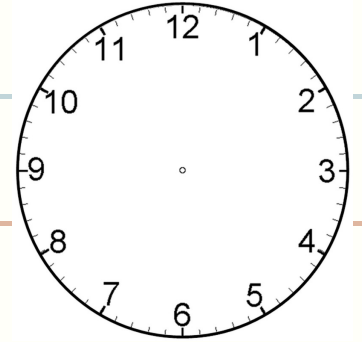


Everyday life

TELLING TIME




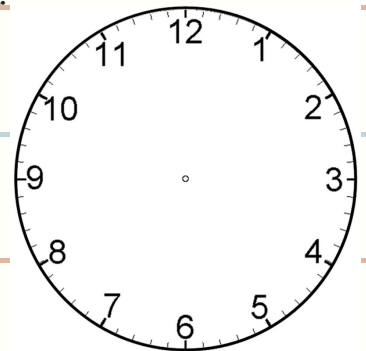
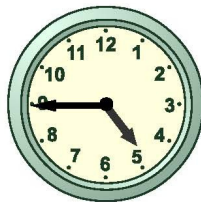
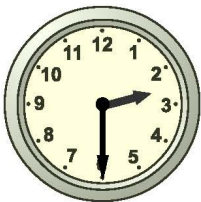
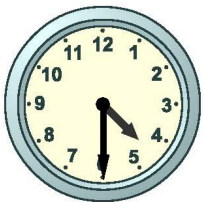
Sometimes you meet someone on the street who has forgotten to put on a watch. They need to know the time. John tells a passer-by: "It's two o'clock!" What time is it? Draw the hour-hand and minute-hand in the clock:

Sarah tells someone: "It's half past eleven!" What time is it? Draw the hour-hand and the minute-hand in the clock:

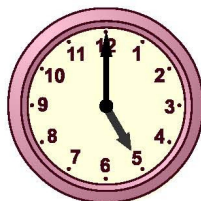
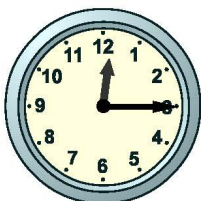



John tells someone: "It's a quarter to five!" What time is it? Draw the hour-hand and the minute-hand in the clock:

What time is it?



Look at the clocks and write down what time it is





Skills training

READING AND LISTENING

Would you like to practise reading?

Go to:

<http://learnenglishteens.britishcouncil.org/skills/reading-skills-practice>

Here you find a lot of short texts with reading exercises.

Would you like to practise listening?

Go to:

<http://learnenglishteens.britishcouncil.org/skills/listening-skills-practice>

Here you find a lot of short conversations with listening exercises.



Would you like to learn more grammar?

Go to:

<https://www.youtube.com/user/SirPalsrok>

This is the YouTube channel of Meester Gijs, an online English teacher.

He explains all sorts of grammar in Dutch.

Glossary

DUTCH TRANSLATIONS

Part 1:

about	over
brother	broer
chess	schaken
classmate	klasgenoot
different	verschillend/anders
family members	familieleden
football	voetbal
friends	vrienden
grandparents	grootouders
mother	moeder
parents	ouders
sentence	zin
sister	zus
something	iets
teacher	leraar/lerares
to phone	bellen
to tell	vertellen
to watch	kijken
twins	tweeling

Part 2:

apples	appels
bar	reep
bread	brood
breakfast	ontbijt
cabbage	kool/sla
candy	snoep
cheese	kaas
chocolate	chocolade
coffee	koffie
dictionary	woordenboek
dinner	avondeten
eggs	eieren
grapes	druiven
milk	melk
shopping list	boodschappenlijstje
tea	thee
vegetables	groente

Part 4:

arrow	pijl
cinema	bioscoop
directions	richting
hospital	ziekenhuis
map	kaart
road	weg
turn	afslaan
zoo	dierentuin



Glossary

DUTCH TRANSLATIONS

Part 5:

art	kunst
biology	biologie
chemistry	scheikunde
craft	beeldende vorming
Dutch	Nederlands
English	Engels
French	Frans
geography	aardrijkskunde
German	Duits
history	geschiedenis
ICT	informatica
maths	wiskunde
music	muziek
PE	gym
physics	natuurkunde
school subject	schoolvak
science	wetenschap

Part 6:

automobile	auto
bedroom	slaapkamer
book	boek
both	beide
building	gebouw
bus stop	bushalte
cat	kat
church	kerk
consonant	medeklinker
hour	uur
house	huis
library	bibliotheek
MP3-player	MP3-speler
near	dichtbij/vlakbij
one-legged	met één been
street	straat
supermarket	supermarkt
swimming pool	zwembad
tall	hoog/lang
train station	treinstation
university	universiteit
vowel	klinker
windows	ramen



Glossary


DUTCH TRANSLATIONS

Part 7:

activities	activiteiten
aunt	tante
cousin	neef/nicht
family tree	stamboom
father	vader
grandfather	opa
grandmother	oma
great-grandfather	overgrootvader
great-grandmother	overgrootmoeder
homework	huiswerk
siblings	broers en/of zussen
talking	praten
together	samen
uncle	oom

Part 8:

clock	klok
get dressed	aankleden
get up	opstaan
hour-hand	uurwijzer
minute-hand	minutenwijzer
paint	verven
passer-by	voorbijganger
past	na
set the table	tafel dekken
someone	iemand
to	voor
wash up	afwassen
watch	horloge



We hope you liked learning English with us!
Enjoy your holiday!