

New Interface Blue Label: MAVO - HAVO - VWO

Workbook 2A – Unit 5

lesson 21 Jobs for the boys

1 The story



Read the questions, listen to the recording and answer them.



- 1 What problem have Mike and Darren got?
- 2 How could Jess help them?
- 3 Who promises to help them?

2 A closer look

First read these sentences. Then read the dialogue on pages 62 and 63 in your Coursebook and put the sentences in the correct order.

- a Jess gives them advice on how they could earn some money.
- b Jess is not going to give up her paper round for them.
- c Spud thinks he knows how to make some money.
- d Spud has finished his paper round for this week.
- e Jess tells them what she thinks of quad bikes.
- f Jess tells them about a wildlife group she has joined.
- g Mike and Darren have come to ask Spud's parents for a job.

3 Small talk



Listen to the recording and have this conversation with a classmate.
Change the words in **bold** print.



- Je hebt geld nodig.

A

- 1 Hi! Have you come to buy **some comics**?
- 2 Have you tried **washing cars**?
- 3 What did you say you were saving for?



B

- 1 No, I was hoping your parents would employ me.
I badly need some money.
- 2 Forget it! I was **washing cars for hours** and I only earned **£8**.
I'll never save enough money for **a quad bike** that way!
- 3 **A quad bike**. You can get **a quad bike** for only **£350**.

Here are some words you can use in the conversation. You can also use your own words.

A1

some chocolate bars
a magazine
some sweets

A2

babysitting
walking dogs
window cleaning

B2

an mp3 player
a scooter
a digital camera

4 When was it again?

Jess is a member of a wildlife group. She's talking with Spud and Mike about what it's like.



past simple (verleden tijd)

vorm:

- **regelmatige** werkwoorden: werkwoord + **-ed**:

My fingers **turned** to ice and I only **earned** £ 8.

- **onregelmatige** werkwoorden hebben een **eigen vorm**:

I **knew** she wouldn't help.

In **vragende** en **ontkennende** zinnen gebruik je **did** of **didn't** + hele werkwoord.

What **did** you **say** you were saving for? - I **didn't say** anything.

gebruik:

wanneer je wilt zeggen **wanneer** iets gebeurde. Meestal staat er een **tijdsbepaling** in de zin.

I **joined** a wildlife group **last month**.

Kijk ook in Helpdesk 5.1 op p. 149.

Jess: I ..1.. (*join*) the group about a month ago.
 Spud: Why ..2.. you ... (*become*) a member? It sounds so boring and stupid!
 Jess: It's not boring at all! A few days ago I even ..3.. (*see*) a poacher!
 Mike: Did you? What ..4.. you ... (*do*)? Catch him?
 Jess: Of course I didn't. I ..5.. (*call*) the police on my mobile.
 Spud: How ..6.. you ... (*know*) it ..7.. (*be*) a poacher?
 Jess: Well, I ..8.. (*know*) the minute I ..9.. (*see*) him.
 Mike: And what do you do when you're not catching poachers?
 Jess: Well, lots of things. Last weekend we ..10.. (*count*) bird's nests for instance.
 Mike and Spud: Wow! How exciting!

- | | | |
|---------|---------|----------|
| 1 | 5 | 9 |
| 2 | 6 | 10 |
| 3 | 7 | |
| 4 | 8 | |

5 Put it in its place

Read the sentences and decide on the best place for the adverbs. Put a * where the adverb should go. Sometimes there are more possibilities.

plaats van het bijwoord (adverb)

een bijwoord staat meestal **vóór** het woord waar het iets van zegt:

I **badly** **need** the money as well.

You can **legally** **ride** quad bikes.

bijwoorden als **always** / **really** / **usually** / **just** / **only** / **still** staan

- **vóór** het **hoofdwerkwoord**: I **only** earned £8.

- **ná** een vorm van **to be** I was **just** going to get my wages.
(**am** / **are** / **is**):

vorm van het bijwoord

vaak **bijvoeglijk naamwoord** + **-ly**

bad > badly

legal > legally

Kijk ook in Helpdesk 5.5 op p. 150.

- 1 *badly* I need some money to buy a new camera.
 2 *probably* Mike is the best photographer in the school.
 3 *usually* Our wildlife group meets behind the church on Thursday nights.

- 4 *really* I've got a good idea to make some money.
 5 *only* These new quad bikes cost £475, which isn't a lot, is it?
 6 *legally* You can't shoot rabbits or any other animals in the wood.
 7 *definitely* I'm not going to give you my job. I need the money myself.
 8 *just* My dad has given me my wages. I can buy that book about badgers now.

6 What happened?

Complete the sentences.
 Use the present perfect.

Dear readers,

Some time ago I joined a wildlife group. It's really interesting. In the past year I ..1.. (*do*) a lot of interesting things with the group.

I ..2.. (*watch*) a badger and I ..3.. (*take*) a few nice pictures of it. With the other members I ..4.. (*count*) bird's nests in the woods behind Tolchester. We ..5.. (*look*) for rare birds and we ..6.. actually even ... (*spot*) some. I ..7.. (*ask*) some of the other children on the XOL team if they would like to join as well. Nobody ..8.. (*join*) so far. So now I am writing this article to ask you the same question: ..9.. you ever ... (*think*) about joining a wildlife group? ..10.. you ever ... (*wonder*) what it would be like to be a badger? Why not join? You can call me on 0746 535 428 if you need more information.

present perfect (*voltooid tegenwoordige tijd*)

vorm: have of has + **voltooid deelwoord**

I've **delivered** my last papers.

She's **given** me a really good idea.

gebruik: *wanneer iets is gebeurd en het is niet belangrijk wanneer.*

Kijk ook in Helpdesk 5.3 op p. 149.

- | | |
|---------|----------|
| 1 | 6 |
| 2 | 7 |
| 3 | 8 |
| 4 | 9 |
| 5 | 10 |

7 Words

Find words in the text on pages 60 and 61 in your Coursebook that have the following meaning. Write the Dutch translation in the last column.

	English	Dutch
1	two times
2	not having any money
3	very cold
4	ready
5	small animal with big ears
6	person who is part of a club
7	change
8	to take something that isn't yours

8 Xpress yourself!

A How do you say this? Write down in English.

Your friend needs money. He's looking for a job.

1 Hij hoopt dat jouw ouders hem in dienst willen nemen. Hoe zegt hij dit?

2 Hij zegt dat hij voor een quad aan het sparen is maar je verstaat hem niet goed.
Wat vraag je?

Your friend is still under 16. You think that's too young to ride a quad bike legally.

3 Je vriend zegt dat je op privéterrein mag rijden als je nog geen zestien bent.

4 Hij zegt dat er in natuurgebieden speciale paden zijn.

You've got an idea. You tell your friend how he can make some money.

5 Je zegt dat je hem belt als je besloten hebt wat de beste manier is om dat te doen.

You tell your friend you saw poachers the other day. Your friend doesn't know what poachers are.

6 Je zegt dat stropers konijnen schieten om ze te verkopen.

7 En dat ze vaak jonge vogels en eieren stelen.



B Talk to a classmate. Finished? Switch roles.

You'd like to become a member of a wildlife group. You think it would be more fun if your friend became a member as well.

- Je zegt dat je lid geworden bent van een wildlife group en vraagt of je vriend ook mee wil doen.
- Hij stelt je een paar vragen over die club.
- Je beantwoordt zijn vragen. Vertel wat voor dingen de leden van zo'n club zoal doen. Maak het zo aantrekkelijk mogelijk.
- Ten slotte zegt hij of hij wel of niet met je meedoet.

9 Chat room



Have a conversation with a classmate.

You have read something interesting in a local paper. Near your home there's a place where you can rent quad bikes. There are special tracks in a nature reserve where you can ride them. You'd like to do that with your friends.

Show and Go

All road bike rates include insurance, GST and 300 kilometres per day.

Bikes	1 day (9am - 5pm)	24 hours	Deposit
Yamaha FZ600	\$199.00	\$219.00	\$2,500.00
Honda CB250M	\$99.00	\$119.00	\$500.00
Scooters	\$69.00	\$69.00	\$500.00
GOLF CAR	\$66.00	\$66.00	\$500.00
Yamaha 4WD Quad Bike	\$119.00	\$119.00	\$1,000.00

All equipment to be returned clean or a cleaning fee will be charged.
Bikes returned after 10am will incur a late fee of \$20 per hour.

Accessories Hire Prices

Helmets \$10.00 per day - Deposit \$100.00

*Prices are subject to change without notice

Jackets \$10.00 per day - Deposit \$100.00

All major credit cards accepted

Je belt één van je vrienden en vraagt of hij zin heeft mee te gaan. Je vriend zegt niet meteen ja of nee. Hij heeft nogal wat vragen.

Het gesprek verloopt als volgt:

Jullie begroeten elkaar.

Jij vertelt dat je een interessante advertentie hebt gezien.

Je vriend is nieuwsgierig en vraagt wat erin stond.

Jij vertelt dat je sinds kort in de buurt quads kunt huren.

Je vriend weet niet goed wat dat zijn.

Jij legt uit wat quads zijn.

Je vriend wil weten waarom je hem dat vertelt.

Jij zegt dat je een keer een dag zo'n ding wilt huren.

Je vriend weet niet of hij daar wel zin in heeft. Hij wil eerst weten waar het is en wat het kost.

Jij beantwoordt zijn vragen.

Je vriend aarzelt; hij vindt het erg duur.

Je zegt dat je alleen niet zo'n zin hebt en dat je andere vriend (X) blut is.

Je vriend besluit dan toch maar mee te gaan.

Jij bedankt hem.

Jullie spreken de meest geschikte datum af.

Hierna beëindigen jullie het gesprek.

lesson 22 Night life

10 The story



Read the questions, listen to the recording and answer them.



- 1 Where do Darren and Mike go?
- 2 Why?
- 3 Why do they call Jess?

11 A closer look

Read the dialogue on pages 64 and 65 in your Coursebook. Then read the sentences and decide if they are true or false.

	true	false
1 Spud is doing homework.	<input type="checkbox"/>	<input type="checkbox"/>
2 He usually does his homework on Sundays.	<input type="checkbox"/>	<input type="checkbox"/>
3 He has made a poster.	<input type="checkbox"/>	<input type="checkbox"/>
4 The poster will help them earn some money.	<input type="checkbox"/>	<input type="checkbox"/>
5 Spud wants to learn about the mysterious habits of night creatures.	<input type="checkbox"/>	<input type="checkbox"/>
6 He knows where to find the home of the <i>Bubo bubo</i> bird.	<input type="checkbox"/>	<input type="checkbox"/>
7 Mike and Darren think £5 is good value.	<input type="checkbox"/>	<input type="checkbox"/>
8 Mike and Darren think the Night Watch is a great idea.	<input type="checkbox"/>	<input type="checkbox"/>
9 Spud calls Jess to ask if they can join the Wildlife Group.	<input type="checkbox"/>	<input type="checkbox"/>
10 The boys are not allowed to join the walk.	<input type="checkbox"/>	<input type="checkbox"/>

12 Small talk



Listen to the recording and have this conversation with a classmate.
Change the words in **bold** print.

– Je bent nieuwsgierig.

A

- 1 Hi Jess! You know you were telling me about **the Wildlife Group** you've joined?
- 2 I'm really curious about it. When's **the next walk**?
- 3 Oh I see.
- 4 No, I wouldn't, thanks. I'm not that curious.



B

- 1 Yes ... what about it?
- 2 Well, **it starts in the fields by the river, 9pm next Sunday**.
- 3 Would you like to join **the group**?

Here are some words you can use in the conversation. You can also use your own words, of course.

A1

the basketball club

drama group

photo club

A2

training session

performance

meeting

B2

it's in the local sports hall at 9pm on Tuesday

it's in the Village Hall at 7:30pm on Thursday night

it's in Room 112 on Wednesdays after school

13 What were you doing?

Write down what these people were doing.
Use the past continuous.



past continuous

past continuous: was / were + werkwoord + -ing
toen bezig / aan de gang

He **was** busily **working** on his homework when I ...

I **was** **chatting** to Jess online, ...

Kijk ook in Helpdesk 5.2 op p. 149.

- 1 reporter: And you, sir, what ... you ... (*do*) when it happened?
- 2 man: Well, if I remember correctly, I ... (*watch*) the news on TV.
- 3 woman: My husband and I ... (*have*) dinner at Nero's.
- 4 young man: I ... (*not do*) anything. I was in bed all day.
- 5 girl: I was in my room all night. I ... (*study*) for today's Maths test.
- 6 reporter: And you, young man? ... you also ... (*work*) for school?
- 7 Spud: Working for school, me? No, I ... (*try*) to earn some money.
- 8 Jess: And I was with my wildlife group. We ... (*count*) bird's nests.

1

5

2

6

3

7

4

8

14 When were you doing it?

Complete the sentences. Choose between *past simple* and *past continuous*.

past simple <> past continuous

past simple: **toen gebeurd**

My fingers **turned** to ice **then**.

A minute ago I called him for supper.

past continuous: **toen bezig / aan de gang**

He **was working** on his homework **when** ...

Kijk ook in Helpdesk 5.1 en 5.2 op p. 149.

- 1 Last night I ... (do) homework when my friend ... (call).
- 2 When you ... (call) me, I ... (work) on a project for Mr Spratt.
- 3 Hi, Jess! What ... you ... (tell) me about that bird you ... (see)?
- 4 Spud ... (talk) to the children who ... (come) on his Night Watch.
- 5 Cat ... (be) online last night. We ... (chat) until I had to go to bed.
- 6 Spud ... (finish) his poster at seven o'clock. He ... just ... (print) it out when I called him.
- 7 When I ... (get) my wages, poor Spud ... still ... (deliver) newspapers.
- 8 I ... (hope) your dad ... (have) a job for me.

1
2
3
4

5
6
7
8

15 What would they do?

What would (or wouldn't) you guys do in the following situations?

would / wouldn't

would + hele werkwoord > zou(den)

People **would** think it was rubbish.

wouldn't + hele werkwoord > zou(den) niet

No, I **wouldn't**, thanks Jess.

Kijk ook in Helpdesk 5.4 op p. 150.

What would **you** do if ...

- 1 ... you saw a poacher in the woods?

I

- 2 ... you needed money?

I

- 3 ... your friend asked you to join a wildlife group?

I

- 4 ... your neighbour asked you if you wanted to buy his old quad bike for £350?

I

Now ask your classmate what **he** would do in the following situations. Write down his answers. What would **he** do if ...

- 5 ... you invited him to go bird watching at six o'clock in the morning?

He

- 6 ... you asked him if you could have his job?

He

- 7 ... he needed money?

He

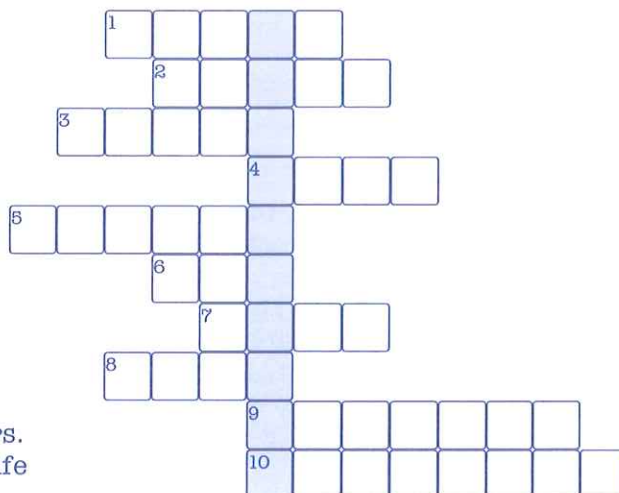
- 8 ... his mobile rang in class and his teacher told him to hand it in?

He

16 Words

Complete the puzzle. The words you need are all in lesson 22 in your Coursebook.

- 1 Our new garden wall is made of ...
- 2 I need to ... out this article and then I'm ready to go.
- 3 My friend lives somewhere ... this road. It's number 34.
- 4 Tonight we're going to find the ... of a very rare bird.
- 5 You have to be ... if you really want to see this bird.
- 6 Do you see that ... wall? That's where the walk is going to start.
- 7 We'll probably see some interesting animals along the ... of the river.
- 8 Next week's walk will ... more than two hours.
- 9 Could you tell me something about that wildlife group? I'm ... about it.
- 10 Mrs Khan thought Spud was doing his ... when the boys called.



17 More words

Match the numbers 1 – 8 with the letters a – h. Link the two parts of the sentence with one of the following words: *value – supper – member – upstairs – nature – side – less – mysterious*.

- 1 I'm going to become a ...
- 2 Hi Mikey! Spud is ...
- 3 £5 is really good ...
- 4 The *Bubo bubo* bird is a very ...
- 5 Why don't you come back after ... ?
- 6 Next week we have to do a stupid ...
- 7 The price is OK. If you ask for ... ,
- 8 Somewhere along the ...

- a I've got more time then.
- b of this wall you can find a bird's nest.
- c people will think it's no good.
- d project with Mr Jackson.
- e of a wildlife group.
- f creature. It's very rare here.
- g for this walk. It's not expensive at all.
- h in his room. He's doing his homework.

	word	letter
1		
2		
3		
4		

	word	letter
5		
6		
7		
8		

18 Xpress yourself!

A How do you say this? Write down in English.

You visit a friend. His mother opens the door.

1 Ze vraagt of je binnen wilt komen.

You ask if your friend is in.

2 Zijn moeder zegt dat hij op zijn kamer is.

3 Ze zegt dat hij zijn huiswerk zat te maken toen ze hem riep voor het avondeten.

4 Hij heeft nog nooit zo hard gestudeerd, volgens zijn moeder.

5 Ze zegt dat hij met een speciaal natuurproject bezig is.

You go upstairs to talk to your friend. You tell him you want to become a member of a wildlife group.

6 Je vriend vraagt wat dat in vredesnaam is.

7 Je vraagt hem of hij ook lid wil worden van de groep.

He says he's not sure about it.

8 Je spreekt af elkaar om half acht voor het hek van de school te ontmoeten.



B Talk to a classmate. Finished? Switch roles.

The doorbell rings. Your brother's friend Mark is at the door. He wants to see your brother about something. Have the conversation.

Jij

- 1 Jij vraagt of hij binnen wil komen.
- 2 Jij zegt dat je broer huiswerk aan het maken is.
- 3 Jij zegt dat hij nog nooit zo hard gewerkt heeft.
- 4 Jij legt uit waar de kamer van je broer te vinden is.

Mark

- 1 Mark zegt dankjewel.
- 2 Mark is erg verbaasd.
- 3 Mark vraagt zich af wat hij aan het doen is.
- 4 Mark bedankt je hartelijk.

19 Chat room



Have a conversation with a classmate.

Your friend wants to buy something expensive but he hasn't got enough money. That's why he needs a job. He comes to you for advice.

Before having the conversation, make a list of three jobs your friend could try. Also write down what you think his wages are going to be (in English money).

	job	wages
1		
2		
3		

Het gesprek verloopt als volgt:

Jullie begroeten elkaar.

Jij vraagt hoe het gaat.

Je vriend zegt dat hij geld nodig heeft.

Jij vraagt waarom.

Hij vertelt wat hij wil kopen, waarom en wat dat kost.

Jij vraagt waar hij zoveel geld vandaan denkt te halen.

Hij zegt dat hij een baantje zoekt.

Jij (zie de lijst) doet één of twee suggesties. Je zegt ook wat je vriend vermoedelijk kan verdienen met deze baantjes.

Hij vindt het niks en hij legt uit waarom.

Jij doet nog een suggestie.

Hij denkt dat dat misschien wel een aardig idee is. Hij gaat je advies opvolgen.

Jij wenst hem succes.

Hij bedankt je voor je goede raad.

Jullie beëindigen het gesprek.

lesson 23 Things that go bump

20 The story



Read the questions, listen to the recording and answer them.



- 1 Where are the boys?
- 2 Which part of the day is it?
- 3 Why are they there?

21 A closer look

First read the questions. Then read the dialogue on pages 66 and 67 in your Coursebook and answer the questions.

- 1 Darren 1: 'I can't wait to get *one*.' What does Darren mean when he says 'one'?

- 2 Darren 2: 'Spud, I don't get it.' What is it Darren doesn't understand?

- 3 Spud 8: '... you've got the wrong end of the stick!' What does Spud mean?

- 4 Jess 1: Why does Jess say 'I forgot to tell you he was coming tonight'?

- 5 Spud 9: 'I don't believe you just said that Mikey ...' What does Spud mean?

- 6 Darren 8: 'Goodbye, quad bike ...' What does Darren mean?

22 Small talk



Listen to the recording and have this conversation with a classmate. Change the words in **bold** print. Don't forget to change roles a few times.



– Je hoort enge geluiden in het bos.

A

- 1 What's that **spooky noise**?
- 2 I heard something **strange** and it wasn't **a bat**.



B

- 1 It's just a **bat**. There's no need to be scared of **bats**.
- 2 Well, perhaps it was **a badger**.

These are words you can use in the conversation. But you can also use your own words.

A1: scary sound – funny noise –
frightening sound – horrible noise

—
—

A2: scary – weird –
frightening – strange

—
—

B1: rabbit – bird – mouse –
wild cat

—
—

B2: a bat – the wind –
some night creature – an eagle

—
—

23 When? What?

Complete the sentences.

A Past simple:

- 1 Last year my younger brother and I ... (*join*) the local hockey club.
- 2 Mike ... (*hear*) a spooky noise a few minutes ago.
- 3 We ... (*meet*) the other members of the group at seven o'clock last night.
- 4 I ... (*not go*) on that night walk with Spud and Mike last week.

1

2

3

4

B Present perfect:

- 1 I ... (*give up*) my paper round because I'm too busy now.
- 2 ... you ever ... (*ride*) one of these quad bikes? They're so cool!
- 3 ... you ... (*tell*) your Biology teacher about the badger you saw yet?
- 4 What is your friend doing here? ... he ... (*come*) to see this rare bird?

1

2

3

4

past simple (*verleden tijd*)

vorm: • **regelmatige** werkwoorden: werkwoord + **-ed**:

My fingers **turned** to ice **that morning**.

• **onregelmatige** werkwoorden hebben een **eigen vorm**:

But I **saw** a light behind us **just now**!

gebruik: **wanneer iets is gebeurd en het is wel belangrijk wanneer.**
(er staat meestal een tijdsbepaling bij)

present perfect (*voltooid tegenwoordige tijd*)

vorm: **have** of **has** + **voltooid deelwoord**

I've **found** a young poacher!

We've **come** to find the rare bird's nest.

gebruik: **wanneer iets is gebeurd en het is niet belangrijk wanneer.**

Kijk ook in Helpdesk 5.1 en 5.3 op p. 149.

24 Where and when?

A The following sentences are scrambled (*gehusgeld*). Unscramble them.

- 1 after school • Interested? •
in front of the gate • Meet me
- 2 in the woods • were counting • this morning • The Wildlife Group • bird's nests
- 3 homework • last night • was doing • Spud • in his room
- 4 in front of us • were walking • a quarter of an hour ago • They

B Finish the sentences. Write down time and place.

- 1 You know what, let's meet
- 2 I saw a badger
- 3 Mike was scared because he heard spooky noises
- 4 The next walk starts

volgorde in een Engelse zin: plaats vóór tijd

Look, we can meet here **at my place, at seven tonight**.
Meet us **in front of the school gates at nine o'clock**.
But I saw a light **behind us just now!**

Kijk ook in Helpdesk 5.6 op p. 151.

25 The correct forms

Complete the grid. Fill in the correct forms of the verbs.

onregelmatige werkwoorden (*irregular verbs*)

onregelmatige werkwoorden hebben een eigen vorm voor
verleden tijd en voltooid deelwoord:

to bring / brought / brought to know / knew / known
to drink / drank / drunk to think / thought / thought

Kijk ook in Helpdesk 5.7 op p. 151.

	hele werkwoord	past simple	voltooid deelwoord	Nederlands
1	to be			
2		came		
3			done	
4				vergeten
5	to give			
6		had		
7			hidden	
8				pijn doen
9	to let			
10		met		
11			paid	
12				zeggen
13	to sell			
14		stole		
15			told	

26 Words

Complete the sentences. The words you need are all in lesson 23 in your Coursebook.

- 1 You don't need to have any Bats aren't dangerous at all.
- 2 The man who is standing ... that tree is a member of our wildlife group too.
- 3 The walk starts at 7pm. ... we're going to talk about the things we've seen.
- 4 What's that noise? – Don't be afraid, it's only the ... in the trees.
- 5 Don't forget to take a torch. It will be ... outside.
- 6 Are you going to ... John's invitation? – I don't think I am.
- 7 Many people seriously believe that bats drink ... blood.
- 8 I'm sure this idea will work. Why don't you guys ... me?

1

5

2

6

3

7

4

8

27 Xpress yourself!

A How do you say this? Write down in English.

You and your friends are walking through the woods at night. It's really dark. One of your friends is afraid ...

- 1 Wat zegt hij? Schrijf drie dingen op.

.....

.....

.....

- 2 Je wilt hem geruststellen. Wat zeg je? Schrijf drie dingen op.

.....

.....

.....

You meet a member of a wildlife group. He wants to know what you are doing in the woods.

- 3 Je zegt dat jullie op zoek zijn naar het nest van een zeldzame vogel.

.....

- 4 Hij denkt dat jullie er mensen naartoe willen brengen om er geld aan te verdienen.
Hoe zegt hij dat?

.....

- 5 Je zegt dat hij het bij het verkeerde eind heeft.

.....



B Talk to a classmate. Finished? Switch roles.

You and your friend are walking in the woods in the dark. You hear things and you think you see things. You're scared ...

Je zegt tegen je vriend dat je bang bent. Je vertelt wat je denkt te zien en denkt te horen.
Je vriend probeert je zo goed als hij kan gerust te stellen.

28 Writing

Finish the story, use about 150 words.

An adventure in the night

It was on a Tuesday night. My friends and I were riding our bikes through the woods near our village. We were going home after our hockey training.

We were later than usual and it was really dark. Usually we don't go through the woods when it's dark, but the way through the woods is shorter and we were late already so ...

Mark was the first who heard a noise. Nancy and I made jokes about it and said it was probably a bat which wanted to drink his blood. After that Nancy said she heard a spooky noise.

The moment she said it, I remembered what my dad told me about poachers.

He told me there were poachers in the woods who shot rabbits. He said they could be dangerous because they were carrying guns. Could it be these poachers who made the noises Mark and Nancy heard, I wondered? That moment I heard a noise myself. A loud noise. Something was moving in the woods and it was coming towards us ...



Maak nu de self-test. Er staat ook een self-test op de website. Heb je de self-test goed gemaakt? Dan maak je de get ahead. Heb je de self-test niet goed gemaakt? Dan maak je de catch up.



self-test

A Fill in

Complete the sentences. Use the *past simple*.

- 1 The other day Jess ... (*see*) the nest of a very rare bird.
- 2 Mike and Darren ... (*hear*) spooky noises when they were following Jess's group.
- 3 I ... (*not know*) that badgers were so huge!
- 4 ... your sister ... (*join*) that stupid wildlife group too?
- 5 Spud ... (*forget*) to tell you that there were bats in the woods.
- 6 What ... Mr Gregg ... (*think*) when he saw those boys in the dark?
- 7 It's a pity we ... (*not find*) any poachers last night.
- 8 What ... Jess ... (*tell*) you about that bird she found?

1

5

2

6

3

7

4

8

B Fill in

Complete the sentences. Use the *past continuous*.

- 1 Spud ... (*work*) on that poster when I called him.
- 2 After about five minutes the children ... (*not listen*) to their teacher any more.
- 3 What ... you ... (*do*) when Mr Gregg found you?
- 4 ... all those people ... (*look*) for the eggs of that stupid bird?
- 5 The street lights ... (*not shine*) any more when we left.
- 6 Yesterday morning Mike ... (*wash*) cars. He needs money, you see.
- 7 Mike and Darren ... (*tell*) me about the quad bike they wanted to buy.
- 8 What did you say he ... (*save*) for?

- 1
- 2
- 3
- 4

- 5
- 6
- 7
- 8

C Fill in

Complete the sentences. Use the *present perfect*.

- 1 Spud ... (*tell*) me everything about his new idea.
- 2 Mike and Darren ... (*not find*) a new job yet.
- 3 ... you ever ... (*see*) that bird? It's very rare!
- 4 My parents ... (*join*) one of those wildlife groups.
- 5 Jess ... just ... (*deliver*) her newspapers. She's having breakfast now.
- 6 I want to buy a quad bike but I ... (*not earn*) enough money yet.
- 7 ... you ... (*try*) babysitting? It's quite nice, if you like children.
- 8 My friends and I ... never ... (*ride*) a quad bike legally. We're fifteen, you see.

- 1
- 2
- 3
- 4

- 5
- 6
- 7
- 8

D Fill in

Complete the sentences. Choose between *past simple* and *past continuous*.

- 1 I ... (*deliver*) all my newspapers this morning.
- 2 We ... (*chat*) online when Mum told me to stop.
- 3 I ... (*give up*) my paper round last month because I was too busy.
- 4 Spud ... (*tell*) me about his Night Watch when Jess called.
- 5 I ... (*print*) out that poster when Mike and Darren came.
- 6 Most members of the group ... (*not see*) any *Bubo bubo* birds last night.
- 7 When Mum called me, I ... (*read*) something about a Night Watch.
- 8 I don't think Spud ... (*study*) very hard last month.

- 1
- 2
- 3
- 4

- 5
- 6
- 7
- 8

E Finish the sentences

Finish the sentences.

Use *would* in three of the sentences, use *wouldn't* in the other sentences.

- 1 If I saw a poacher, I (*police*)
- 2 If my friend found a lot of money, he (*a new camera*)
- 3 If someone asked me to join Greenpeace, I (*a member*)
- 4 If my dad had an accident, I (*worried*)
- 5 If I didn't do my homework, my teacher (*my parents*)
- 6 If we had to play an important match, we (*excited*)

F Choose the correct answer

Underline the correct answer.

- 1 You *always are* / *are always* late these days. What is the matter with you?
- 2 I saw a badger *last night near the river* / *near the river last night*.
- 3 I *sometimes see* / *see sometimes* a badger on my way to school.
- 4 My dad had an accident *on the M25 this morning* / *this morning on the M25*.
- 5 The members of groups like that *are normally* / *normally are* older than fifty.
- 6 We'll stay *at home tonight* / *tonight at home*.

G Fill in

Complete the sentences. Fill in the translations of the following words: *waar voor je geld* – *straatlantaarns* – *schepsel* – *bezorgen* – *lid* – *egoïstisch* – *daarna* – *stalen* – *menselijk* – *in dienst nemen*.

- 1 Why won't you give up your paper round for me? You're so ... !
- 2 I don't know the name of that ... we saw on the bank of the river.
- 3 Would you like to become a ... of our wildlife group? It's such a lot of fun!
- 4 Tomorrow morning I have to ... my newspapers first. I'll be ready by nine o'clock.
- 5 We go for a walk in the woods first and ... we have tea or coffee in the canteen.
- 6 Bats do drink blood but they don't drink ... blood. That's just nonsense.
- 7 I hope your dad will ... me because I badly need some extra money.
- 8 By the light of the ... we could see the poacher walking towards the nest.

- | | |
|---------|---------|
| 1 | 5 |
| 2 | 6 |
| 3 | 7 |
| 4 | 8 |

H Xpress yourself!

How do you say this? Write down in English.

- 1 U hebt het bij het verkeerde eind.

.....

- 2 Mensen denken dat vleermuizen bloed drinken.

.....

- 3 Vertrouw maar op mij, het komt helemaal goed.

.....

- 4 Ik houd niet van vleermuizen en ik houd ook niet van deze enge geluiden.

.....

- 5 Mark is op zijn kamer, tweede deur rechts boven aan de trap.

.....

- 6 Hij wacht vaak met zijn huiswerk tot maandagmorgen.

.....

- 7 We hoopten dat jouw ouders ons in dienst zouden nemen.

.....

- 8 Ik ben hier nog steeds niet helemaal gerust op.

.....



catch up

29 Grammar practice: *past simple* → HELPDESK 5.1

A *Past simple* regelmatig: **-ed** achter het werkwoord.
Vul de *past simple* in.

- 1 It was so cold, my fingers ... (*turn*) to ice this morning.
- 2 I ... (*call*) him for dinner a minute ago.
- 3 Mike ... (*earn*) a lot of money this summer.
- 4 I ... (*wash*) my neighbour's car yesterday.
- 5 Spud ... (*deliver*) his last papers at nine o'clock.

B *Past simple* onregelmatig: elk werkwoord een **eigen vorm**.
Vul de *past simple* in.

- 1 I ... (*hear*) spooky noises a minute ago.
- 2 She ... (*forget*) her books yesterday.
- 3 Mr Gregg ... (*tell*) me the man was a poacher.
- 4 Last night we ... (*go*) to Spud's place.
- 5 Jess ... (*do*) a lot of work last month.

C *Past simple* vragend: **did + hele werkwoord**.
Vul de *past simple* in.

- 1 ... I ... (*give*) you that book about badgers?
- 2 ... that man really ... (*kill*) all those rabbits?
- 3 ... they ... (*find*) the nest of the *Bubo bubo* bird?
- 4 ... your classmate ... (*work*) on that project all night?
- 5 ... you ... (*meet*) them in front of the school gates?

D *Past simple* ontkennend: **didn't + hele werkwoord**.
Vul de *past simple* in.

- 1 I ... (*not have*) enough money for a quad bike.
- 2 Spud ... (*not accept*) Jess's invitation.
- 3 The group ... (*not wait*) for me.
- 4 You ... (*not tell*) me you were afraid of the dark.
- 5 We ... (*not know*) where the bird's nest was.

30 Grammar practice: *past continuous* → HELPDESK 5.2

A Vul de juiste vorm van *to be* (*was / were*) in.

- 1 You ... working on a special project for school.
- 2 We ... chatting online when Donny called me.
- 3 The leader of the group ... walking in front of us.
- 4 Jess ... telling me about the group she joined.

.....

.....

.....

.....

B Maak de zinnen af. Gebruik de *past continuous*.

- 1 Mike ... (*take*) pictures of some sort of eagle.
- 2 Darren ... (*wash*) cars to earn some money.
- 3 We ... (*listen*) to all kinds of spooky noises.
- 4 The street lights ... (*shine*) when I left home.

.....

.....

.....

.....

31 Grammar practice: *past simple en past continuous*

→ HELPDESK 5.1 / 5.2

Maak de zinnen af. Kies tussen *past simple* en *past continuous*.

- 1 Last night I ... (*write*) an article for the school paper.
- 2 I ... (*write*) the article when Donny called me.
- 3 Mr Gregg ... (*walk*) in front of us last time.
- 4 He ... (*walk*) in front of us when we met Spud and Mike.
- 5 I ... (*watch*) a bird when Jess spotted a badger.
- 6 Mike ... (*watch*) a good TV programme about birds last night.
- 7 This summer Darren ... (*work*) very hard to earn some money.
- 8 He ... (*work*) when we saw him yesterday morning.

.....

.....

.....

.....

.....

.....

.....

32 Grammar practice: *present perfect* → HELPDESK 5.3

A *Present perfect*: **have / has + voltooid deelwoord**.

Vul in: *have* of *has*.

- 1 I ... delivered all my newspapers already.
- 2 My friend ... worked very hard on that project.
- 3 We ... joined a basketball club.
- 4 Mike ... tried to find a Saturday job.
- 5 They ... always wanted to join one of these wildlife groups.

.....

.....

.....

.....

.....

B Present perfect: *have / has* + voltooid deelwoord.Regelmatig werkwoord: **voltooid deelwoord krijgt -ed.**Vul de *present perfect* in.

- 1 Spud ... (*decide*) the best way to do this. _____
- 2 Two of my best friends ... (*join*) a drama group. _____
- 3 I ... (*study*) really hard this term. _____
- 4 Mike and Darren ... (*accept*) Spud's invitation. _____
- 5 We ... (*try*) to find a job all week. _____

C Present perfect: *have / has* + voltooid deelwoord.Onregelmatig werkwoord: **voltooid deelwoord heeft een eigen vorm.**Vul de *present perfect* in.

- 1 Look here! Mr Gregg ... (*find*) a young poacher! _____
- 2 I ... never ... (*see*) the nest of a very rare bird. _____
- 3 They ... (*come*) to buy something from the shop. _____
- 4 My parents ... (*give*) me a book about badgers. _____
- 5 Spud ... (*leave*) with his two friends. _____

D Present perfect in vragende zinnen: *have / has* + voltooid deelwoord.Vul de *present perfect* in.

- 1 ... the boys ... (*try*) to find the nest of that bird? _____
- 2 ... you ... (*join*) a new football club? _____
- 3 ... they ... (*study*) harder this time? _____
- 4 ... Jess ... (*accept*) the invitation? _____
- 5 ... she ... (*give*) you the information? _____

E Present perfect in ontkennende zinnen: *haven't / hasn't* + voltooid deelwoord.Vul de *present perfect* in.

- 1 We ... (*try*) hard enough, in my opinion. _____
- 2 I know that I ... (*work*) very hard this time. _____
- 3 Spud ... (*see*) the badger yet. _____
- 4 Mike and Darren ... (*tell*) me anything about the plan. _____
- 5 Most of my friends ... (*accept*) the invitation. _____

33 Grammar practice: *would / wouldn't* → HELPDESK 5.4Maak de zinnen af. Gebruik *would* of *wouldn't*.

- 1 I ... (*zou*) join one of these wildlife groups, I think. _____
- 2 You ... (*zou niet*) be interested in rare birds. _____
- 3 The Head ... (*zou niet*) like it at all. _____
- 4 Mr Gregg ... (*zou*) tell them where the eggs were. _____
- 5 My father ... (*zou niet*) give them a job. _____
- 6 Most teachers ... (*zouden*) tell you to work harder. _____

34 Grammar practice: *plaats van het bijwoord* → HELPDESK 5.5

Geef met een * aan waar het bijwoord kan worden ingevuld (meestal vóór het *hoofdwerkwoord* of ná *to be* maar ook vaak vóór *het woord waar het iets van zegt*).

- 1 *badly* My friends and I need some money.
- 2 *nearly* It was dark when I left.
- 3 *never* I have seen the nest of that rare bird.
- 4 *simply* So we follow her into the woods and we'll find the nest.
- 5 *completely* Are you sure this plan is going to work?
- 6 *definitely* You guys can't have my job. Sorry!
- 7 *often* Spud does his homework on Saturday.
- 8 *normally* The members of the group meet on Thursday night.

35 Grammar practice: *volgorde in een Engelse zin* → HELPDESK 5.6

- A** Hieronder staan tien bepalingen. Vijf ervan zeggen iets over **plaats**, de andere vijf over **tijd**. Zet ze in de juiste kolommen.

this morning – on the bus – last night – at nine o'clock – in front of the house – at my place – yesterday – at seven tonight – in front of the school gates – at the supermarket.

	plaats	tijd
1		
2		
3		
4		
5		

- B** Maak de volgende zinnen af met de bepalingen uit **A**.

- 1 My father's car was
- 2 He told me all about his journal
- 3 We can meet
- 4 Meet us
- 5 I met your sister



get ahead

36 Applied grammar → HELPDESK 5.1 / 5.3



Step 1

You are going to find out what sorts of things your classmates have done and when they did these things. You'll find out by asking a classmate. Take turns.

Ask each other:

Have you ever ...?

Or:

Has (name of other classmate) ever ...?

Here are some words to help you (you don't have to use them if you can think of your own questions).

see a badger – forget a school book – spot a bird's nest – join a club – write an essay – go on holiday – see an exciting film – forget any homework – eat a pizza

Step 2

Write down five of the questions you have asked on a piece of paper. Also write down your classmate's answers.

Step 3

Of course you also want to know when your classmate did these things. So this time you ask:

When did you ...?

Or:

When did (name of other classmate) ...?

Again write down five of the questions and answers on a piece of paper.

37 Applied grammar → HELPDESK 5.2

What were you doing at eight o'clock last night? And your parents? What were they doing? And your brothers and sisters? And your classmates?

Write down what all these people were doing at eight o'clock last night. If you don't know, you ask them.

In English of course!

Write eight sentences, saying what people were doing.

- 1 I was
- 2 My parents
- 3
- 4
- 5
- 6
- 7
- 8

38 Do you take Biology?

A Which of the animals doesn't belong?

Write it down and say in a few words why the word is 'the odd man out'.

- 1 lion – tiger – puma – elephant
- 2 spider – fly – bee – wasp
- 3 kitten – rabbit – pup – calf
- 4 cow – goat – sheep – deer
- 5 eagle – owl – hawk – bat
- 6 frog – salmon – herring – mackerel
- 7 whale – tuna – shark – dolphin
- 8 koala – wallaby – ostrich – kangaroo

1
2
3
4
5
6
7
8

B Do you know the Dutch words for all these animals? If you don't, look up the names you don't know and write them down below.

English	Dutch

39 Writing a letter



You need money to buy something expensive. That's why you're looking for a job. In a local paper you have seen some job adverts. Because you're interested in one of the jobs, you write a letter.

Read the adverts and choose the job you like the most. Then write the letter.

Advert 1:

Do you like dogs and have you got lots of time?

We are looking for someone who can walk our dog in the afternoons.

Our dog is a three-year-old Labrador, called Spike.

Spike is friendly and playful and needs a lot of exercise.

We offer good wages.

Interested?

Write to Mr and Mrs Hamilton
24 Fairview Drive
Tolchester TS23 6AB

Advert 2:

Wanted: babysitter!

Daisy and Dudley are looking for a babysitter.

We often have to go away on Wednesday and Friday nights and we need someone to look after our lively four-year-old twins. Our ideal babysitter is fifteen years old or older, is good with children and has a lot of experience.

Letters to Alan and Yvette Jameson
P.O.Box 128
Tolchester TS26 4VT



Advert 3:

Nelson's Home Electronics

We need a **junior sales assistant** for our electronics store on Granville Road.

Candidates must be no younger than fifteen and available on Saturdays. We offer good wages to persons willing to work.

Write to:

Nelson's Home Electronics – c.o. John Edwards – 21 Granville Road – TS26 5TE Tolchester

Neem de volgende informatie in je brief op:

- Je zoekt een baantje.
- Je bent geïnteresseerd in het baantje dat meneer of mevrouw X aanbiedt.
- Je schrijft wie je bent, hoe oud je bent en op wat voor school je zit.
- Je legt uit waarom je de geschikte kandidaat bent.
- Je vertelt wanneer je wel of niet beschikbaar bent.
- Je schrijft dat je hoopt dat je het baantje krijgt.

40 Xpress yourself in the chat room

Write a dialogue. Try to use the grammar and the Xpress yourself! sentences from unit 5 as much as you can.

When you were walking in the woods, you saw something strange. You discuss it with a friend.

Write the dialogue. The following things should be in it:

Jij vertelt wat je hebt gezien in het bos.

Hij begrijpt je niet goed.

Jij legt uit wat je bedoelt.

Hij begrijpt je nu wel.

Jij wilt dat je vriend met je meegaat omdat je wilt laten zien wat je hebt gezien.

Hij bedankt voor je uitnodiging.

Jij vraagt waarom.

Hij zegt dat hij bang is en maakt duidelijk waarvoor precies.

Jij stelt hem gerust en vraagt hem nog een keer met je mee te gaan.

Hij neemt je uitnodiging dit keer wel aan.

Jullie spreken af wanneer jullie gaan en waar jullie elkaar zullen ontmoeten.

Jullie beëindigen het gesprek.

When you have finished writing the dialogue, act it out.

Perhaps your teacher will ask you to act your dialogue out in class, so you'd better practise a few times.



lesson 24 Badger watch

41 Finding out

Bekijk de tekst op bladzijde 68 en 69 in je Coursebook. Lees de kopjes en de informatie bij de plaatjes. Beantwoord dan de volgende vragen.

- 1 In welk gedeelte van de tekst vind je informatie over de verzorging van dassen? Noteer het kopje dat boven dit tekstgedeelte staat.
.....
- 2 Waar kun je lezen wat je moet doen als je lid wilt worden van een organisatie die zich inzet voor dieren in het wild? Noteer het kopje.
.....
- 3 In welk gedeelte van de tekst kun je lezen dat jij ook iets zou kunnen doen voor dassen. Noteer het kopje.
.....

42 Looking back

Lees de tekst op bladzijde 68 en 69 in je Coursebook aandachtig door en beantwoord daarna de volgende vragen.

Lees het eerste stukje van de tekst.

- 1 Wat hebben Wildlife Watch en The Wildlife Trusts met elkaar te maken?
.....

- 2 Wat krijg je voor £10 per jaar?
a
b
c

Lees nu de 'Badger FAQs'.

- 3 Wat zijn 'setts'?
.....

- 4 Wanneer maak je de meeste kans een das te zien?
.....

- 5 Wat is een 'cub'?
.....

- 6 Wat zou je dassen kunnen voeren?
.....

Lees 'Adopt a Badger'.

- 7 Waarom laat de overheid veel dassen afmaken?
.....

- 8 Wat krijg je NIET als je £15.95 betaalt?

- ☐ a informatie over dassen
☐ b een bewijs met kleurenfoto

- ☐ c elk half jaar een update
☐ d een opblaasdas

43 Meaning what?



Wat betekenen de volgende woorden? Lees de tekst nog eens door en schrijf op wat je denkt dat deze woorden betekenen. Als je klaar bent, ruil je je Workbook met je klasgenoot en je vergelijkt elkaars antwoorden. Als je het niet eens kunt worden over een vertaling, raadpleeg je een woordenboek. Wie had de meeste goed?

	woord	mijn vertaling	goed/fout	woordenboek
1	receive (r. 4)			
2	creepy crawlies (r. 8)			
3	disturb (r. 29)			
4	shy (r. 35)			
5	threatens (r. 37)			
6	sanctuary (r. 45)			
7	raises (r. 46)			
8	orphaned (r. 46)			
9	bottle-feed (r. 47-48)			
10	solid (r. 49)			

44 Writing



In the woods near your home you found a young badger (or a hedgehog, or another young animal, if you like). The animal has lost its parents so you take it home and want to raise it.

- A** Je weet niet zo veel af van de verzorging van jonge dassen (of egels), dus je stuurt een e-mail naar een van de adressen op bladzijde 68 en 69 in je Coursebook. In je e-mail schrijf je:

- wat voor dier je gevonden hebt
- waar je het gevonden hebt
- hoe oud je denkt dat het is
- hoe de conditie van het dier is.

En je vraagt:

- wat zo'n dier eet en drinkt
- hoeveel en hoe vaak je het eten moet geven
- wat je verder nog moet doen om het dier gezond groot te brengen (hok, stro etc.)
- wanneer je het dier weer vrij kunt laten.

Je bedankt de mensen van de organisatie waar je je e-mail naartoe stuurt, en sluit af.

- B** Ruil je brief met die van je klasgenoot. Lees zijn brief aandachtig door en reageer. Je schrijft dat je het heel goed vindt dat je klasgenoot zo veel van dieren houdt en je geeft uitvoerig antwoord op al zijn vragen. Kijk op bladzijde 66 en 67 van je Coursebook als je iets wilt weten over dassen. Good luck!

sign language

45 Win a National Park vacation!

Kijk goed naar de foto en beantwoord dan de vragen.

WIN A NATIONAL PARK VACATION!



www.parksurveys.com

Tell us about your park experience!

Complete this **anonymous** and **confidential** survey, and automatically be entered to win. Your feedback will greatly help *American Park Network* continue to produce and distribute high quality visitor guides at no cost to millions of families vacationing in our national parks.

Logon today!

The first 100 participants will receive a free LED micro-light valued at \$14.95.

1 Wat moet je doen om een vakantie te winnen?

.....

2 Waarom wordt deze prijsvraag georganiseerd?

.....

3 Wie krijgen er een gratis LED micro-light?

.....

4 Wat denk je dat de volgende woorden betekenen?

a experience

b confidential

c distribute

d vacationing



lesson 25 The great outdoors!

46 Listen



Look at pages 70 and 71 in your Coursebook. Look at the pictures and read the information. Then listen to the conversations. Match the conversations with the pictures A, B, C or D in your Coursebook.

conversation	1	2	3
picture			

47 Listen again



Now read the following statements. Listen to the recording and decide if the statements are true or false.

Conversation 1

- | | |
|--|--------------|
| 1 The girl (Carla) is going to ski in the Easter holidays. | true / false |
| 2 Carla's cousin James had his birthday party in an indoor Ski Centre. | true / false |
| 3 She wants to have a paint ball party. | true / false |

Conversation 2

- 4 The girl's father *always worked hard / didn't work hard* for school.
- 5 Grandma *wants / doesn't want* Charlie to kiss her.
- 6 Charlie and Dad *didn't have / had* the same bike.

Conversation 3

- | | |
|---|--------------|
| 7 The mother approves of the parties other parents organize. | true / false |
| 8 She never gave real presents to the children who came to the parties. | true / false |
| 9 The father thinks paint ball parties are stupid. | true / false |

tune in The Wildlife Crime Officer

You are going to listen to an interview with an ex-police inspector called Alan Stewart.

48 Warming up



Answer the following questions before you listen to the conversation.

- 1 What are 'wildlife crimes'?
- 2 Can you give some examples?

49 Listen



Read the following statements and listen to the recording. Are the statements true or false?

Fragment 1

- | | true | false |
|---|--------------------------|--------------------------|
| 1 This morning's speaker is a policeman. | <input type="checkbox"/> | <input type="checkbox"/> |
| 2 He specialized in catching poachers. | <input type="checkbox"/> | <input type="checkbox"/> |
| 3 In 1999 he stopped working as a Wildlife Officer. | <input type="checkbox"/> | <input type="checkbox"/> |

Fragment 2

- | | | |
|--|--------------------------|--------------------------|
| 4 Alan is going to talk about his work as a Wildlife Crime Officer. | <input type="checkbox"/> | <input type="checkbox"/> |
| 5 At the end of his talk, he is going to give the children some brochures. | <input type="checkbox"/> | <input type="checkbox"/> |
| 6 Visiting schools is not really part of his job. | <input type="checkbox"/> | <input type="checkbox"/> |

Fragment 3

- | | | |
|--|--------------------------|--------------------------|
| 7 The illegal killing of animals is a wildlife crime. | <input type="checkbox"/> | <input type="checkbox"/> |
| 8 Poachers aren't really interested in catching shellfish. | <input type="checkbox"/> | <input type="checkbox"/> |
| 9 Wildlife Crime Officers don't need to protect plants. | <input type="checkbox"/> | <input type="checkbox"/> |

Fragment 4

- | | | |
|---|--------------------------|--------------------------|
| 10 Alan is not allowed to arrest anybody. | <input type="checkbox"/> | <input type="checkbox"/> |
| 11 It can sometimes be dangerous to touch dead animals or birds. | <input type="checkbox"/> | <input type="checkbox"/> |
| 12 He tells the children to use their mobiles to video what they have seen. | <input type="checkbox"/> | <input type="checkbox"/> |

extra reading A to Z of Amazing Wildlife

50 A to Z of Amazing Wildlife

Lees de tekst op bladzijde 72 en 73 in je Coursebook en beantwoord de volgende vragen.

- 1 Wat zijn 'Blue-footed Boobies'?

.....
- 2 Hoe proberen de mannetjes indruk te maken op de vrouwtjes?

.....
- 3 Wat maakt 'vampire bats' zo gevaarlijk?

.....
- 4 Waarom hoef je niet bang te zijn voor de 'basking shark'?

.....
- 5 Hoe komt het dat er niet zoveel bevers meer zijn?

.....



unit project

Introduction

In this unit you have read that there are poachers who kill and sell rabbits or steal baby birds and eggs. Probably you already knew that there are hunters who kill baby seals (*zeehonden*) and fishermen who kill whales (*walvissen*). All sorts of people commit all sorts of crimes against nature and against animals. You also know that there are organizations such as *Greenpeace*, the *World Wildlife Fund* and *Friends of the Earth* that try to stop them. In this project you are going to set up a campaign to help one of these organizations.

GREENPEACE



The actual job










- Visit the websites of Greenpeace (<http://www.greenpeace.org/international/>), WWF (<http://www.panda.org/>) and Friends of the Earth (<http://www.foe.co.uk/>). Look for information on some of the campaigns these organizations are running ('Defending our Oceans' or 'Protect ancient Forests' etc). Choose the campaign that interests you most.
- Write an article about this campaign (one page A4). Two members of the group are going to write the text, the others take care of layout and illustrations.
Make sure the following information is in it:
 - What is the problem?
 - What is Greenpeace (or WWF or FoE) trying to do about it?
 - Why do you think people should support (*steunen*) this campaign?
 - Make sure the article is nicely illustrated.
- Now plan your own campaign to raise money for the organization you are supporting and write down what you are planning to do.
Things you can think of:
 - a sponsored swim or a sponsored run
 - a car boot sale
 - a fashion show etc.



The end product

Make a detailed and nicely illustrated plan.

- Write a brochure (three pages A4) about the campaign to give to people who want information.
- Include the article you have written (the first part of the project) in the brochure.
- Make sure the brochure explains clearly how your campaign is going to raise money and where the money will go.
- (optional) Prepare a presentation about your campaign. If you like, you can use Powerpoint or video to make your presentation more attractive.

Good luck!

	Wat doen?	Wanneer?	Gedaan	Menu
lesson 26				Aan het eind van de unit kan ik:
1 	<input type="checkbox"/>	<input type="checkbox"/>	<input type="checkbox"/> iets vertellen over vroeger (A2)
2	<input type="checkbox"/>	<input type="checkbox"/>	<input type="checkbox"/> het heden met het verleden vergelijken (B1)
3 	<input type="checkbox"/>	<input type="checkbox"/>	<input type="checkbox"/> iemand geruststellen (B1)
4	<input type="checkbox"/>	<input type="checkbox"/>	<input type="checkbox"/> zeggen dat iets niet mag (A2)
5	<input type="checkbox"/>	<input type="checkbox"/>	<input type="checkbox"/> mijn mening geven (B1)
6	<input type="checkbox"/>	<input type="checkbox"/>	<input type="checkbox"/> reageren op wat iemand zegt (B1)
7	<input type="checkbox"/>	<input type="checkbox"/>	
8	<input type="checkbox"/>	<input type="checkbox"/>	
9	<input type="checkbox"/>	<input type="checkbox"/>	
10	<input type="checkbox"/>	<input type="checkbox"/>	
lesson 27				In deze unit leer ik iets over:
11 	<input type="checkbox"/>	<input type="checkbox"/>	- discipline op Engelse scholen
12	<input type="checkbox"/>	<input type="checkbox"/>	- spijbelen
13 	<input type="checkbox"/>	<input type="checkbox"/>	
14	<input type="checkbox"/>	<input type="checkbox"/>	
15	<input type="checkbox"/>	<input type="checkbox"/>	
16	<input type="checkbox"/>	<input type="checkbox"/>	
17	<input type="checkbox"/>	<input type="checkbox"/>	
18	<input type="checkbox"/>	<input type="checkbox"/>	
19	<input type="checkbox"/>	<input type="checkbox"/>	
20	<input type="checkbox"/>	<input type="checkbox"/>	
lesson 28				
21 	<input type="checkbox"/>	<input type="checkbox"/>	
22	<input type="checkbox"/>	<input type="checkbox"/>	
23 	<input type="checkbox"/>	<input type="checkbox"/>	
24	<input type="checkbox"/>	<input type="checkbox"/>	
25	<input type="checkbox"/>	<input type="checkbox"/>	
26	<input type="checkbox"/>	<input type="checkbox"/>	
27	<input type="checkbox"/>	<input type="checkbox"/>	
28	<input type="checkbox"/>	<input type="checkbox"/>	
29	<input type="checkbox"/>	<input type="checkbox"/>	
30	<input type="checkbox"/>	<input type="checkbox"/>	
→ self-test				→ self-test ↓
catch up				← Niet zo goed gedaan? Ga naar catch up
31	<input type="checkbox"/>	<input type="checkbox"/>	
32	<input type="checkbox"/>	<input type="checkbox"/>	
33	<input type="checkbox"/>	<input type="checkbox"/>	
34	<input type="checkbox"/>	<input type="checkbox"/>	
35	<input type="checkbox"/>	<input type="checkbox"/>	
36	<input type="checkbox"/>	<input type="checkbox"/>	
37	<input type="checkbox"/>	<input type="checkbox"/>	
38	<input type="checkbox"/>	<input type="checkbox"/>	
get ahead				← Goed gedaan? Ga naar get ahead
39	<input type="checkbox"/>	<input type="checkbox"/>	
40	<input type="checkbox"/>	<input type="checkbox"/>	
41	<input type="checkbox"/>	<input type="checkbox"/>	
42	<input type="checkbox"/>	<input type="checkbox"/>	
43	<input type="checkbox"/>	<input type="checkbox"/>	
44	<input type="checkbox"/>	<input type="checkbox"/>	
→ taaltoets				→ taaltoets ↓
→ skills				Wanneer?
lesson 29 → reading			
45	<input type="checkbox"/>	<input type="checkbox"/>
46	<input type="checkbox"/>	<input type="checkbox"/>
47	<input type="checkbox"/>	<input type="checkbox"/>	
48	<input type="checkbox"/>	<input type="checkbox"/>	
lesson 30 → listening				Wat leren?
49 	<input type="checkbox"/>	<input type="checkbox"/>
50 	<input type="checkbox"/>	<input type="checkbox"/>
51	<input type="checkbox"/>	<input type="checkbox"/>
52 	<input type="checkbox"/>	<input type="checkbox"/>	
extra reading				
53	<input type="checkbox"/>	<input type="checkbox"/>	
unit project / web assignment				

 luisteroefening
 extra oefenen op de website

taaltoets ↓
Wanneer?

Wat leren?